

SHPO Web Portal Leaves No Carbon Footprint on the Information Superhighway



Annie Strader, Stephenie Kramer, Megan Duvall and Allyson Brooks, Ph.D.

WISAARD (Washington Information System for Architectural and Archeological Records Data) was launched in September 2009.

Allows users to access data over a SECURE INTERNET CONNECTION to perform records review for regulatory actions under Section 106, SEPA and EO 05-05 projects.

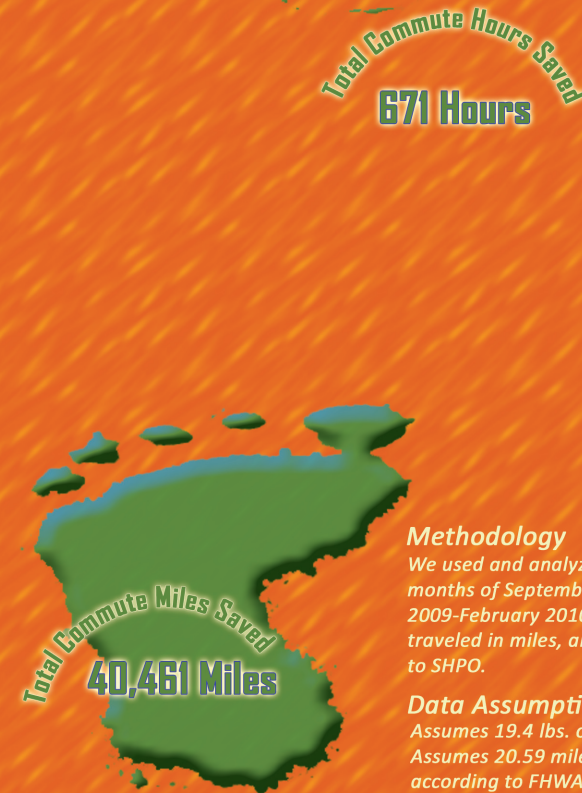
Previously these data were only available in paper form in the DAHP SHPO office in Olympia, and researchers from multiple states were required to drive, or fly, to Olympia to conduct research.

The original goal of the WISAARD was to place all of SHPO's cultural resources records on the internet in a secure, password protected, format so approved researchers could access the data from any location, and to insure all researchers were viewing the same real-time data.

Over 200 researchers are currently using the web portal. Approved users include qualified federal, state, and local agency personnel, university archaeologists, tribal cultural resources staff, and private cultural resources professionals.

The reduced carbon emissions and reduced use of paper were positive, but unintended, consequences of the WISAARD.

As the data show, some researchers still choose to drive to Olympia.



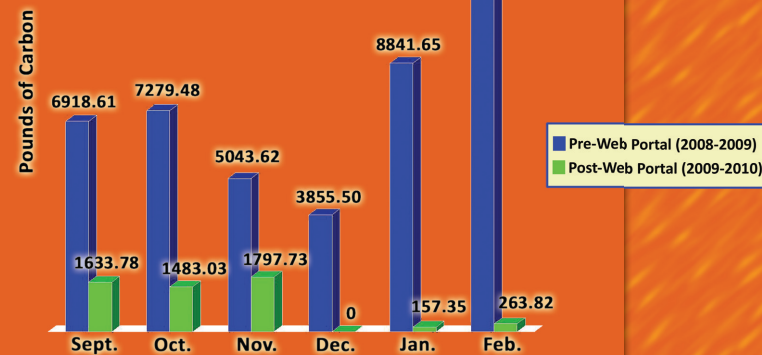
Methodology

We used and analyzed data from two comparable periods of researcher use – the months of September 2008 through February 2009 (pre-portal) and September 2009-February 2010 (post-portal). We compared the number of visits, distance traveled in miles, and approximate time in transit from data collected at time of visit to SHPO.

Data Assumptions

Assumes 19.4 lbs. of CO₂ per gallon of gas as stated in CFR 600.113-78
Assumes 20.59 miles per gallon (MPG) of average vehicle on the road in 2008 according to FHWA 2008 Highway Statistics Publication
Mileage and time traveled used as calculated by "Mapquest, Inc."

Comparison of Carbon Released

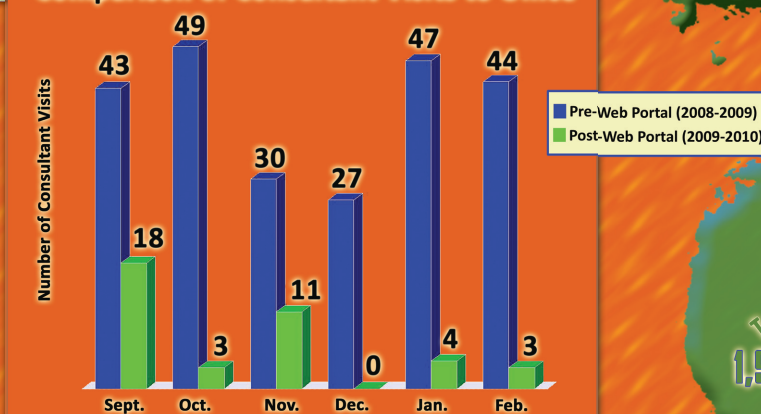


43,458.26 lbs of Carbon Released Pre-Portal
5,335.71 lbs of Carbon Released Post-Portal

Researcher's Routes to Olympia

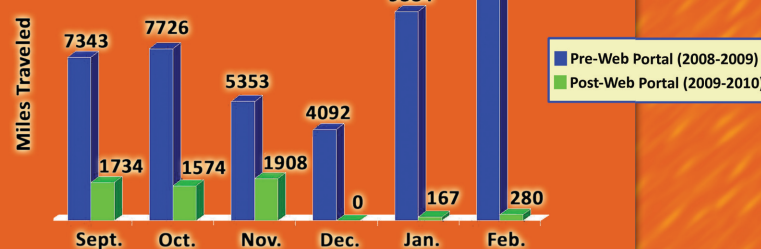


Comparison of Consultant Visits to Office



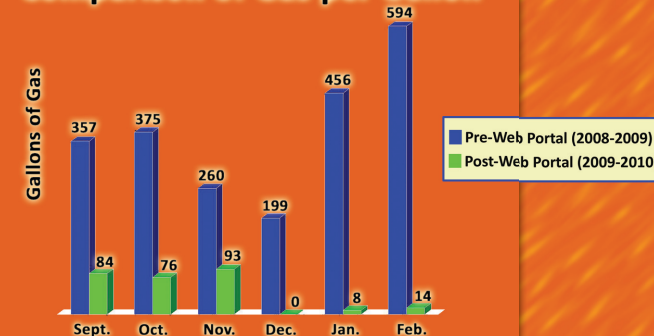
240 Visits Pre-Portal
39 Visits Post-Portal

Comparison of Miles Traveled



46,124 Miles Driven Pre-Portal
5663 Miles Driven Post-Portal

Comparison of Gas per Gallon



2240.12 Gallons of Gas Pre-Portal
275.04 Gallons of Gas Post-Portal