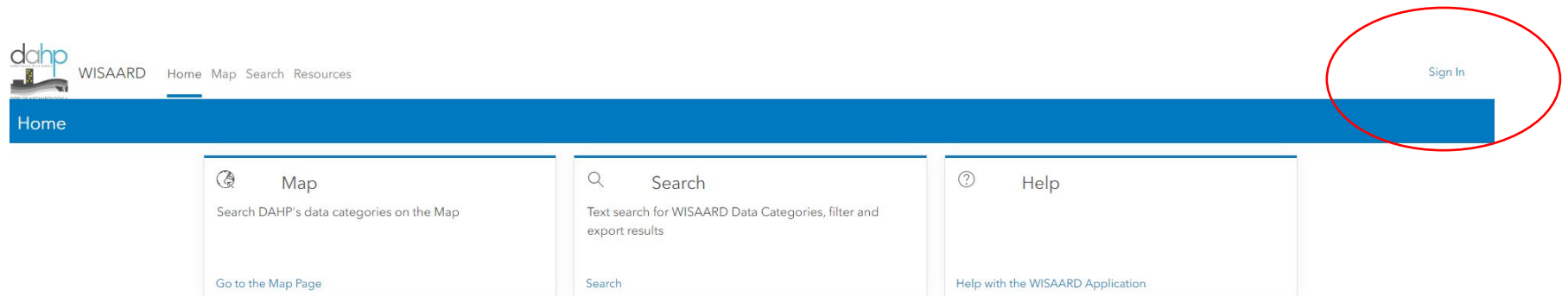


Go to [wisaard.dahp.wa.gov](http://wisaard.dahp.wa.gov)

Choose Sign in in the top right corner.



You will then see this page. Click WISAARD Access.

wisaard.dahp.wa.gov wants to access your Washington DAHP account information

Sign in to Washington DAHP  
with



Enterprise login

WISAARD Access

# Choose Multi-Factor Secure Access Washington



Sign in with one of these accounts



Multi-Factor Secure Access Washingt

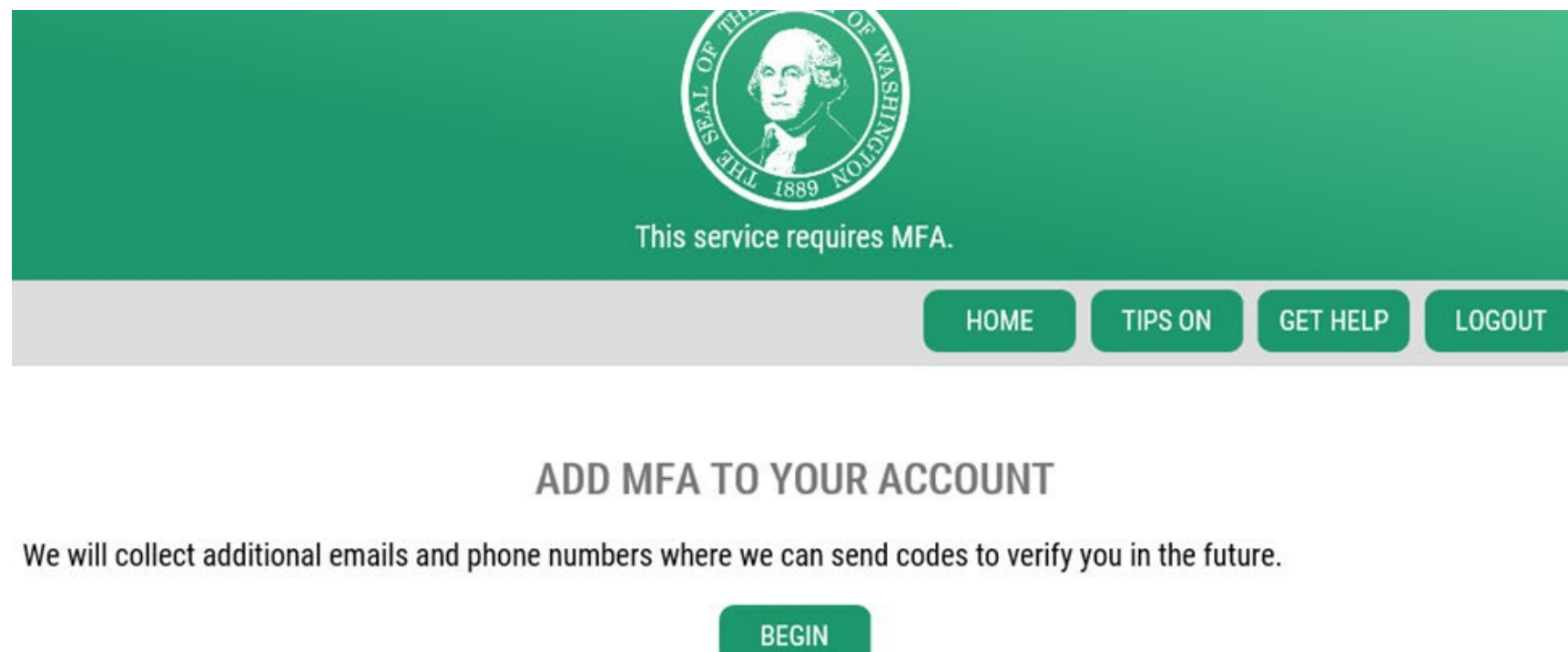



Active Directory

Log into SAW with the same username and password you have been using.

If you do not have multifactor authentication set up on your SAW account you will get a prompt to enable multifactor authentication.

Follow the prompts from SAW to set up Multifactor Authentication on your account. You will not be able to log into WISAARD until you complete the steps.





This service requires MFA.

HOME

TIPS ON

GET HELP

LOGOUT

## ADD MFA TO YOUR ACCOUNT

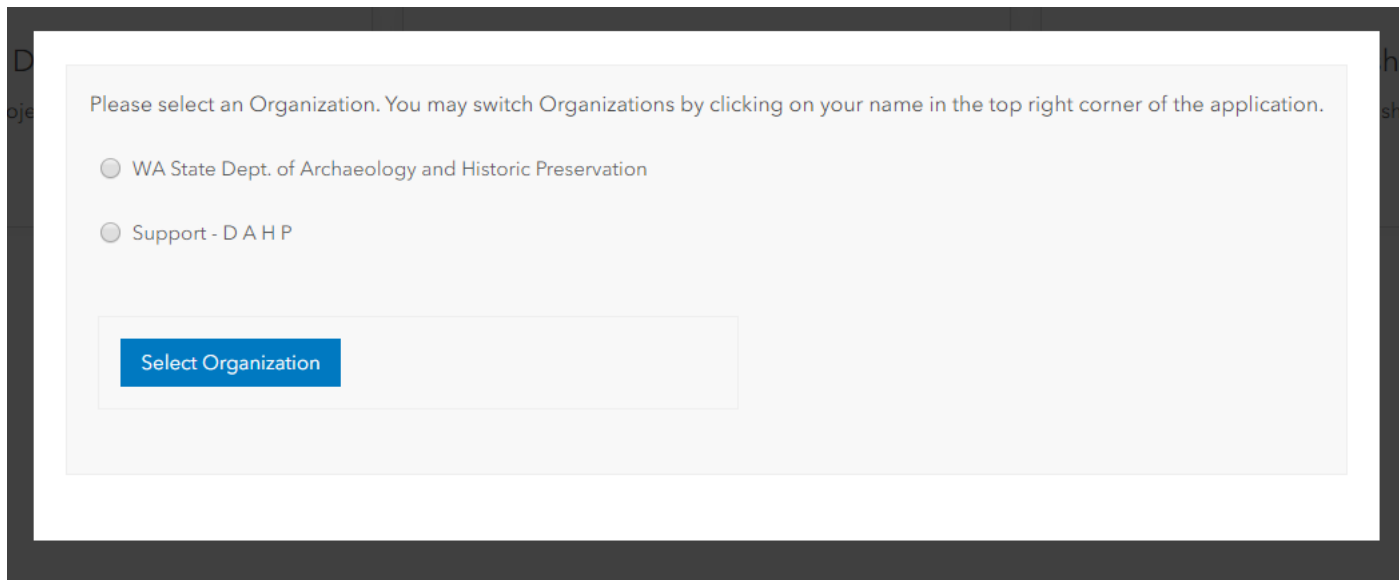
We will collect additional emails and phone numbers where we can send codes to verify you in the future.

BEGIN

You now should be redirected to the new application.

If you have a single organization it should launch you directly into the application.

If you have multiple organizations it will ask you to choose which organization you would like to use in your session. It will ask you this each time you log in to a new session.



The screenshot shows a dialog box with a light gray background. At the top, there is a text instruction: "Please select an Organization. You may switch Organizations by clicking on your name in the top right corner of the application." Below this text are two radio button options: "WA State Dept. of Archaeology and Historic Preservation" and "Support - D A H P". At the bottom of the dialog box, there is a blue button with the text "Select Organization".