



A portfolio of siding applications illustrating how attractive variations in appearance can easily be achieved in a home of a given design

siding selector




TURN THE PAGE TO SEE HOW DIFFERENT PATTERNS, COLORS AND TEXTURES OF WOOD SIDING PRODUCE DRAMATICALLY DIFFERENT ARCHITECTURAL EFFECTS



This attractive modern home . . . a rambler or ranch house . . . typifies the design preference of many throughout the nation. Walls of horizontal beveled wood siding 8 inches wide contribute to the pleasing low-and-long appearance.




Here is the same home, its appearance changed decidedly by color . . . grey and white for quiet elegance . . . and by a wider siding. The wall covering is beveled siding 10 inches wide with a thick lower edge for deep shadows.




An entirely different character is imparted to the home by employing dark colors and 8-inch-wide siding applied vertically. The up-and-down shadows from vertical boards with patterned edges blend well with the jet-black roof.




Wide board-and-batten vertical wood siding and gay grey-pink color combine in this exterior treatment to achieve an informal, inviting atmosphere. The white horizontal fascia line and grey roof help retain the low appearance.



Traditionally approved for colonial architecture, narrow beveled wood siding as shown in this illustration can be selected today as a wall covering of individuality for homes of even the most modern design.



Among the many popular wood wall coverings, shingles and shakes are forever in style because their textures express friendliness. Here, bright trim contrasts with grey-green factory-coated Kolorite machine-grooved shakes.




Combinations of sidings readily impart exterior individuality by textural variations even when a single color is chosen. Horizontal shadows, light above and strong below, result from use of both narrow and wide beveled sidings.



Dramatic color, enhanced by sharp vertical and horizontal lines, will satisfy an owner's desire to depart from the ordinary. The left section is of wide vertical boards while the wood siding at right is of heavy beveled material.




Few color combinations convey a warmer "welcome" than does yellow and brown. An added appeal in this home is achieved by a contrast in textures . . . smooth wood surfaces above, grooved factory-coated shakes below.



This handsome exterior variation embodies a feature section of deep color and shadow lines derived from wide vertical siding. The remaining walls of the home have 8-inch siding installed horizontally and painted soft green.



The expression of individuality here is both striking and pleasing. The limited area painted yellow is of 10-inch-wide beveled siding for broad surfaces and deep shadows. Other walls are of vertical boards with patterned edges.



Employing a center area of intense color and the fine lines of 6-inch-wide beveled material provides another exciting treatment. The main walls are of wide beveled Weyerhaeuser 4-Square wood siding painted lavender-grey.

Weyerhaeuser 4-Square

WOOD SIDING

Utilizing the skills acquired in generations of producing quality lumber products, Weyerhaeuser has developed the manufacture of wood sidings to a fine art.

Like all products bearing the Weyerhaeuser 4-Square brand name, these sidings are precision manufactured, scientifically seasoned, accurately graded and carefully handled to prevent damage to the finished product.

These siding materials are kiln-dried . . . factory seasoned to afford outstanding advantages for long and satisfactory service. This controlled seasoning contributes to dimensional stability and durability . . . prepares the wood

to take and hold finishes effectively. And now, Weyerhaeuser has introduced water-repellent treated siding (see additional information on these pages), a process that makes a good product even better.

A wide range of siding patterns is produced from a number of western woods. The table at right shows the more popular patterns and sizes but does not include all of the many siding items in the Weyerhaeuser 4-Square line.

Ask your Weyerhaeuser 4-Square lumber dealer to show you various patterns of wood sidings and describe the attractive effects that can be achieved on the home of your choice.

Versatile Wood Siding... the popular material for building and remodeling




... for Attached Garages



... for Unusual Paneling Effects



... for Fences and Screens




... for Carports with Storage



... for Home Expansion




... for Summer Cabins



... for Low-Cost Garages

HORIZONTAL SIDINGS

POPULAR SIDINGS



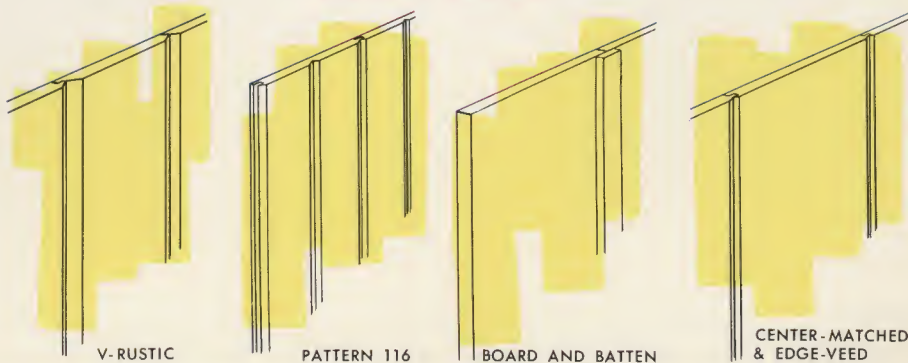
PATTERN	SHADOW LINE (Heavy, Medium or Light)	APPLICATION (Horizontal or Vertical)	NOMINAL THICKNESS	DOUGLAS FIR	WEST COAST HEMLOCK	WESTERN RED CEDAR	IDAHO WHITE PINE	PONDEROSA PINE	INLAND RED CEDAR	FIR & LARCH	IDAHO WHITE FIR	ENGELMANN SPRUCE
* BEVEL SIDING	L	H	1/2"		6" 8"	4", 6" 8"	6"					
* BEVEL SIDING	H	H	3/4"	10"	8" 10"	8" 10"	10"	10"			10"	10"
DOLLY VARDEN	M	H	3/4"		6"		8" 10"	8" 10"			8" 10"	8" 10"
PATTERN 105	M	H	1"	6" 8"	6" 8"		6" 8"	6" 8"		6" 8"	6" 8"	6" 8"
† PATTERN 106	L	H	1"	6" 8"	6" 8"		6" 8"	6" 8"		6" 8"	6" 8"	6" 8"
† PATTERN 116	L	H or V	1"	6" 8"	6" 8"		6" 8"	6" 8"		6" 8"	6" 8"	6" 8"
PATTERN 117	L	H	1"	6" 8"	6" 8"							
PATTERN 124	L	H	1"	6" 8"	6" 8"							
V-RUSTIC PATTERN	L	H or V	1"	6" 8"	6" 8"		6" 8"	6" 8"		6" 8"	6" 8"	6" 8"
CENTER-MATCHED AND EDGE-VEED	L	H or V	1"	6", 8" 10", 12"	6" 8"	6", 8" 10", 12"	6", 8" 10", 12"	6", 8" 10", 12"	6", 8" 10", 12"	6", 8" 10", 12"	6", 8" 10", 12"	6", 8" 10", 12"
ROUGH BOARDS FOR BOARD AND BATTEN	H	V	1"	8", 10" 12"	8", 10" 12"	8", 10" 12"	8", 10" 12"	8", 10" 12"	8", 10" 12"	8", 10" 12"	8", 10" 12"	8", 10" 12"
PANELING PATTERNS	—	H or V	1"	Several patterns usually described as "wall paneling patterns" also are used for siding.								
FACTORY-COATED KOLORITE SHINGLES & SCORED SHAKES	**	H	1/2"			16", 18" 24"						
FACTORY-COATED KOLORITE SHINGLES & SCORED SHAKES	**	H	5/8"			18"						

*—These bevel sidings are surfaced smooth on the face; the back side, somewhat rough, may be turned out for rustic effect.


†—In Douglas Fir and West Coast Hemlock, also offered end-matched.

**—When applied as single layer, 1/2-inch thick shingles or shakes give medium shadow; 5/8-inch gives heavy shadow. Shakes often are double-coursed and give heavy shadow.

VERTICAL SIDINGS



WATER REPELLENT Treated Siding



An Improved Siding Material for America's Homes

Now, after extensive research, Weyerhaeuser presents a new siding with all the beauty, durability, and workability of natural wood—plus a water-repellent treatment which results in improved performance.

This new Weyerhaeuser 4-Square Water-Repellent Treated bevel siding is the same as traditional siding in appearance. But a special treating process has actually filled the walls of the surface cells of the wood with a water-repellent material.

Most important, the water-repellent treatment contributes to better paint performance. This water-repellent feature provides protection against the entry (at back of siding) of moisture from the outside that may cause

paint to blister and peel. Paint is even easier to apply. The oils in the paint are absorbed slowly. The paint gives added protection because more of its oils are kept on the surface where they are most valuable for resisting the weather elements.

Other characteristics which have made wood siding the traditional favorite are further improved by this new treating process.

This new water-repellent treated siding is another quality product in the broad line of Weyerhaeuser 4-Square lumber and other building materials.

WEYERHAEUSER SALES COMPANY

ST. PAUL 1, MINNESOTA