



This is a digital copy of a book that was preserved for generations on library shelves before it was carefully scanned by Google as part of a project to make the world's books discoverable online.

It has survived long enough for the copyright to expire and the book to enter the public domain. A public domain book is one that was never subject to copyright or whose legal copyright term has expired. Whether a book is in the public domain may vary country to country. Public domain books are our gateways to the past, representing a wealth of history, culture and knowledge that's often difficult to discover.

Marks, notations and other marginalia present in the original volume will appear in this file - a reminder of this book's long journey from the publisher to a library and finally to you.

Usage guidelines

Google is proud to partner with libraries to digitize public domain materials and make them widely accessible. Public domain books belong to the public and we are merely their custodians. Nevertheless, this work is expensive, so in order to keep providing this resource, we have taken steps to prevent abuse by commercial parties, including placing technical restrictions on automated querying.

We also ask that you:

- + *Make non-commercial use of the files* We designed Google Book Search for use by individuals, and we request that you use these files for personal, non-commercial purposes.
- + *Refrain from automated querying* Do not send automated queries of any sort to Google's system: If you are conducting research on machine translation, optical character recognition or other areas where access to a large amount of text is helpful, please contact us. We encourage the use of public domain materials for these purposes and may be able to help.
- + *Maintain attribution* The Google "watermark" you see on each file is essential for informing people about this project and helping them find additional materials through Google Book Search. Please do not remove it.
- + *Keep it legal* Whatever your use, remember that you are responsible for ensuring that what you are doing is legal. Do not assume that just because we believe a book is in the public domain for users in the United States, that the work is also in the public domain for users in other countries. Whether a book is still in copyright varies from country to country, and we can't offer guidance on whether any specific use of any specific book is allowed. Please do not assume that a book's appearance in Google Book Search means it can be used in any manner anywhere in the world. Copyright infringement liability can be quite severe.


About Google Book Search

Google's mission is to organize the world's information and to make it universally accessible and useful. Google Book Search helps readers discover the world's books while helping authors and publishers reach new audiences. You can search through the full text of this book on the web at <http://books.google.com/>




The Swiss chalet book

William Sumner Barton Dana



The Gift of
Lepnard B. Willeke
Architect



THE SWISS CHALET BOOK

BY WILLIAM S. B. DANA, B. S.

GOOD BOOKS TO BE READ WHEN YOU
ARE BUILDING A HOUSE

**AMERICAN RENAISSANCE—A BOOK ON THE
HISTORY OF DOMESTIC COLONIAL ARCHI-
TECTURE IN AMERICA**

By JOY WHEELER DOW.

**RUMFORD FIREPLACES AND HOW THEY ARE
MADE**

By G. CURTIS GILLESPIE.

WALL PAPERS AND WALL COVERINGS

By ARTHUR SEYMOUR JENNINGS.

BUNGALOWS, CAMPS AND MOUNTAIN HOUSES

By WILLIAM T. COMSTOCK.

TWO FAMILY AND TWIN HOUSES

By WILLIAM T. COMSTOCK.

GARAGES AND MOTOR BOAT HOUSES

By WILLIAM PHILLIPS COMSTOCK.

THE WILLIAM T. COMSTOCK CO.

PUBLISHERS

23 WARREN STREET

NEW YORK CITY



CHALET OF THE VINE, INTERLAKEN

THE SWISS CHALET BOOK

A minute analysis and reproduction
of the chalets of Switzerland, obtained by
a special visit to that country,
its architects, and its
chalet homes.

By
WILLIAM S. B. DANA, B. S.

Profusely illustrated
from architects' plans and photographs,
special photographs, and
classic works

THE WILLIAM T. COMSTOCK CO.
NEW YORK

AKC H
NA
7341
.D18
C.2

COPYRIGHT, 1913

BY

THE WM. T. COMSTOCK CO.

ARCH.
1913
The Swiss Châlet Book
1913
1913

PREFACE

IN this book the author has endeavored to transport from the center of Europe to the Western Continent, in as complete and illuminating a way as language and line may do it, the châlet of Switzerland. To some extent, too, it is hoped, the atmosphere itself has been reproduced.

In the series of articles on "Swiss Châlet Design" appearing in *ARCHITECTURE AND BUILDING*, November, 1911, to May, 1912, a logical presentation of this unique architecture was attempted, beginning with the simplest structural elements, and leading up gradually through the larger system of construction to the question of the assignment of interior space and the beautifying of the external surfaces.

"*The Swiss Châlet Book*" is that series grown to larger proportions and much matured. The best works on the subject have been studied and their best made use of. The plans and photographs of the châlet architects and *fabriques*, as well as their written and detailed descriptions, have been an invaluable and indispensable aid in the preparation of these pages.

The author is indebted to foreign and domestic librarians, and to the publishers' and printers' staffs and photographers, whose efforts have contributed to the successful completion of this book.

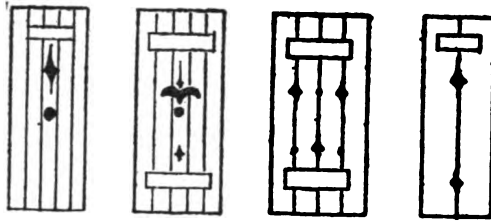
The approval with which the magazine articles have already been received, the fact of the existence in this country of a large number of New World châlets, especially in California, some of which appear in this volume, and the interest generally in châlet architecture, carry the assurance of a greatly extended study and appreciation of the Swiss Châlet.

WILLIAM S. B. DANA,
Grantwood, New Jersey, January, 1913.



TABLE OF CONTENTS

	PAGE
INTRODUCTION	13
CHAPTER I. SWITZERLAND VISITED; SWISS ARCHITECTS AND BUILDERS .	21
CHAPTER II. CONSTRUCTION DETAILS; GRANARY CONSTRUCTION; EX- AMPLES OF MODERN AND OLDER CHALETs	29
CHAPTER III. THE CHALET SKELETON; BASIS OF ORNAMENT; SMALL CHALETs	43
CHAPTER IV. BALCONY AND GABLE CONSTRUCTION; DOORS, WINDOWS; SOME CLASSIC AND MODERN CHALETs	61
CHAPTER V. THE CHALET FACADE; WINDOW DISPOSITION; PLANS AND ELEVATIONS	77
CHAPTER VI. THE CHALET FACADE; SYSTEM OF ORNAMENTATION . .	87
CHAPTER VII. THE CHALET INTERIOR; PLANNING; PLANS AND ELEVA- TIONS	101
CHAPTER VIII. THE CHALET INTERIOR; INTERIOR DECORATIONS; FUR- NITURE	113
CHAPTER IX. ADAPTATIONS OF THE SWISS CHALET IN OTHER COUNTRIES; AMERICAN ADAPTATIONS	127
BIBLIOGRAPHY	151



SHUTTERS

LIST OF ILLUSTRATIONS

Châlet of the Vine	<i>Frontispiece</i>
	PAGE
A Tyrolese Châlet	15
A Himalayan Châlet	17
Châlet Biensis, Montreux	19
Châlet Fulpius at Grand Lancy	20
Châlet of Pasteur Thomas, Geneva	20
Map of Geneva	22
Châlet Design	23
Railroad Station, Montbovon	25
Châlet Doorway, Château d'Oex	25
Corner of Châlet, Berne	25
An aged Châlet, Château d'Oex	25
A modern Châlet, Château d'Oex	25
A Bernese Châlet, with exterior alcoves	25
Street View, Château d'Oex	26
Street Scene, Interlaken	26
Model of Châlet	31
Châlet at Geneva	31
A Swiss "Log Cabin," Prototype of the Châlet	32
Châlet; Cost without Heating, \$2,400	32
Section of Granary, Golderen	33
Swiss Granary, Grindelwald	36
Cottages at Rûti	37
Creamery and Dwelling at Boeningen	38
Small Châlet at Geneva	39
Châlet at Geneva	40
Châlet les Serves	41
Châlet Lôtschburg	42
Swan Houses, Lucerne	45-76
Unfinished "Châlette"	45
Châlet Construction Details	45

LIST OF ILLUSTRATIONS

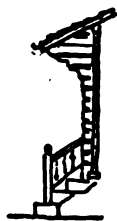
	PAGE
Brienzwiler	46
Summer House Châlet	46
Plans and Model of Châlet	47
Châlets in Environs of Geneva	47
Châlet overlooking Lake Geneva	48
Model and Plans of Châlet	48
Cottages at Grion, Canton Waadt	51
Cottage of the Star, Rüti	52
Granary, Brienz, 1602	53
Landhaus at Interlaken	54
Gable Corners at Lauenen and Meiringen	57
Group of Blockhouses in Bernese Oberland	58
A Roomy Genevan Châlet of To-day	59
In the Environs of Geneva	59
An Unfinished Châlet	60
A Châlet near the Base of the Jura	60
Example of Gable, Canton Geneva	63
Gable Consoles, Window Section and Detail, and Door Detail	63
Canton de Berne, Brienz	64
Châlet at Varembo	64
House of Sigristen, Marbach	69
Gable and Roof Construction Details at Fischenthal	71
Hospital at Frütigen, Canton Berne	73
Blockhouses at Grion, Canton Waadt	74
Châlet du Plateau du Petit Lancy	75
Corner View of House, St. Peter	75
Swan House, Lucerne	76
Details of House at Golderen	76
Châlet Matti at Interlaken	79
Châlet Steinmann at Grilly	81
Châlet Project	82
Châlet Project, Zürich	83
Châlet Project, Zürich	84
A Zürich Châlet Project	85
A Bernese Châlet	86
An Evolutionary Series of Façades	88

LIST OF ILLUSTRATIONS

	PAGE
Châlet Details at Rüti and Willigen	89
Details, Brienz, Kienholz	90
Inn at Treib, Lake Lucerne	91
An Afternoon View To-day	91
Châlet at Iseltwald, Canton Berne	92
Châlet at Ysch near Iseltwald	92
A Bernese Châlet	95
Châlet at Golderen	96
House of Casper Schild, Meiringen	97
Evangelical Parsonage, Rossiniere	98
Ceiling Corner Construction	99
Plan of Châlet Bernardina, near Vevey	100
Châlet Giraud at Varese	103
Perspective and Plans of a Small Châlet	104
Châlet at Geneva	105
Plans of Châlet of M. Chatelanat at Lausanne	106
Plans of Châlet of M. Chatelanat at Lausanne	107
Châlet Design	108
Perspective and Plans of a Châlet	109
Châlet Weber in Bulach	110
Châlet, Canton Geneva	112
Dwelling House at Altmatt, Canton Schwyz	115
Residence of Justice of the Peace Huber, Meiringen	116
"High House" at Wolfenschiessen	117
Dwelling Houses in Canton Schwyz	118
Examples of Parquetry. Sulgerbach Fabrik, Berne	119
Dwelling House at St. Peter, Graubünden	120
Furniture of Different Cantons	123
Details of Salons in Canton Schwyz	124
Detail of Buffet in Wattwyl	125
Salon of Baron Reding-Biberegg, Canton Schwyz	126
An American Model at Dongan Hills, Staten Island, New York	131
A Châlet in Southern California	132
A Châlet in the Japanese Style	133
Home of Albert Schneider	134
Châlet Home of Rev. S. D. Hutsunpiller	134

LIST OF ILLUSTRATIONS

	PAGE
A Chalet in Southern California, Plans	135
Home of Rev. S. D. Hutsunpiller	137
Home of Mrs. G. L. Sanderson	137
Two Interiors in the Home of Mrs. G. L. Sanderson	138
Home of William H. Rees	139
Home of Mrs. E. L. Jocker	139
A Street in St. Gotthard	140
Inn at Marthalen, Canton Zurich	141
House of Simon Nägeli and "Zum Stopfli" in Rüti	142
Dwelling at Steinen	143
Parsonage at Steinen	144
Chalet Félice, Annecy	145
Chalet of M. Louis Patrie, Geneva	146
Villa at Semmering, Austria	147
Chalet at Oberreith, Austria	147
Panelling in an Old House in Altdorf	148
Stairs in an Old House in Altdorf	148
Examples of Stoves from Houses in Altdorf	149
Chalet Mont-Blanc	150



INTRODUCTION

STREAMS, not of lava, but of rich, life-giving soil, have been floating down for ages in the great river-ways of the Danube, Seine, Rhine, Rhone and Po, from the peak of Europe, to replenish the lands of France, Germany, The Netherlands, Austria and Italy. As a consequence of this erosion, both of glacier and river, this mighty peak, or mound, has been torn apart on every flank, rent into chasm and valley, mountain-side and cliff, to form the ramparts of the Alps, the citadel of Europe, of which is composed a large part of the Switzerland of to-day.

Somewhere near the center of Asia were once erected the two pillars of the human race. From them issued forth great streams of humanity flowing to all parts of the earth; one of these arrived, at some remote time, at the region of the Alps and formed settlements at the most convenient and strategic points. In the time of the Romans, citadels were built along the northern frontier as places of defense against the hostile Germanic tribes; these were the beginnings of some of the cities of to-day, such as Berne and Solothurn on the Aare, and Basel on the Rhine.

It is not in these "citadels," however, that we must look for the presence of the chalet, or its prototype. The chalet is rather the product of the outlying districts, the home of the agricultural and cattle-raising classes.

The particular stream of humanity, which settled in modern Switzerland, has left behind it on its way from its starting place in Asia, a stream of habitations which, if it were in the power of human beings to discover and reveal, would set forth luminously the development from the ancient form of dwelling to the modern. In the Tyrolese Alps to the east of Switzerland, the dwellings are unmistakably of the same species as the Swiss Chalet. An example of a Tyrolese Chalet is given on page 15.

Whether or not it would be possible to discover further to the east other links in the chain of chalet evolution, the fact remains that Viollet-le-Duc in "*l'Histoire de l'habitation humaine*"

makes this observation: "You will be surprised if I tell you that the châteaux of the Swiss mountains are exactly the same as one sees on the slopes of the Himalayas and in the valleys of Kashmir."

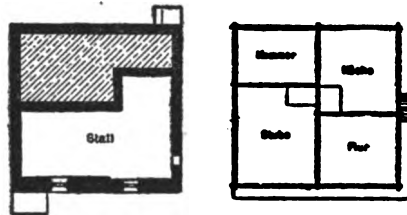

The illustration which accompanies the above quotation is reproduced on page 17. The method of insulating from the earth is that of "stilts" rather than that of waterproof "shoes." The future consoles, brackets, balconies, balustrades, gables and wall-beams, are here seen in their original simplicity.

The primitive chateau was all inclusive; that is, it housed not only the human family, or families, but also those of the most useful species of animals, together with their means of sustenance. A glance at the accompanying plans on page 15 will demonstrate this. A translation from Graffenried and Stürler's "*Architecture Suisse*" (1844) gives a glimpse of native chateau-building on the co-operative, or community plan: ". . . the native, when he decides to build, . . . secures a suitable plot. In mountainous regions, as at Iseltwald, where cultivated land is rare, the cost is about 1½ cents per square foot. In less valuable locations, the cost is about a half mill per square foot. For the wood for constructing his home, the builder, if he is poor, requests assistance from his local government. Each community owns its forests, and where these are not available, those of the state can be drawn upon for the purpose.

"The timber having been selected, the friends and neighbors assist the home-maker in his work, the understanding being that he shall return the favor later by an equivalent service. The work is ordinarily done in winter when the farmer is free from the duties of the field and flock."

The early châteaux were veritable fortresses in wood, their walls consisting of barricades of tree trunks in tiers, one trunk on top of the other, and notched firmly together at the corners, after the fashion of the log-cabins so familiar in America. The foes were by no means all human, as is evidenced in the case of stolid châteaux built on the heights at the rear of which a sufficient number of trees have been left standing to form an additional protection against avalanches. Their roofs, which were allowed to make vast projections in many cases, were protected against the lifting power of mountain gales by heavy, rough stones placed in rows on top of them. In the twentieth century, these same constructive motives persist, but their bulk is greatly reduced, the walls being about half their former thickness, and huge projecting consoles having become diagonal braces.

If we allow ourselves for a moment to behold in imagination, a spectacle of the thousands of present-day Swiss châteaux, dismembered and gathered together to form a great mountain of châteaux parts, we would find little difficulty in re-assembling them (still in imagination) into a few great groups. We should find a host of long red pine beams, rectangular in cross-section, ranging from the proportion of three to four in the oldest châteaux to one to three in the châteaux of to-day, with their ends notched as shown in Chap-



A TYROLESE CHALET

From Das Salzburger Gebirgshaus.

ter II, and with both edges grooved and gouged; a correspondingly large number of long narrow strips, just large enough to fit into the grooves of the beams, these two groups representing the walls of the châteaux of the country. A great heap of round pegs, 1 inch by 4 or 5 inches long, would represent the means by which any two wall beams when placed in position and splined would be held tightly together. (Notice the similarity between this wall

construction, and our own mill-floor construction.) A small mountain of beams thicker in section than the wall beams, but less than a tenth in number, grooved on one side, would represent the girts or wall beams, at the floor levels, grooved on the inside face to receive the ends or edges of floor boards. A collection of short boards would be found with edges cut to a bewildering number of patterns, which, fitted together, edge to edge, in upright position, would form the bodies of the beautifully perforated balcony, porch and stair walls and balustrades. Similarly, the interior wall finish (largely wood panelling) and the floor finish, parquetry and tiling, as well as the roof construction, and covering members, etc., in their respective groups—the whole representing in a greatly concentrated condition, the *Swiss Châlet*: the châlet which one actually sees to-day, spread over the face and features of the fair and magnificent “playground of Europe.”

The internal adjustment of the châlet, as of course for all dwellings, is that of an enlarged and simplified human body. The body itself is a home; with its organs, machines, tubes, it may be said to be a moving home for the human spirit; and in the arrangements which Nature has planned for its adaptation to life, for its maintenance, subsistence and renewal, we may expect to find the inspiration for man's habitations.

Externally, too, the same analogy may be permissible, the part of the châlet which comes in contact with the earth being the purely utilitarian part, and the topmost part being the part of thought and retirement; the part between being that of the ordinary mechanics and intercourse of daily life.

Moreover, it is symmetrical and in its alternation of voids and wall spaces, gaily decked with nosegays, its bands and strips of wooden lacework or embroidery, its overhanging bowers, the element of feminine humanity is strongly marked. Standing on the mountainside, upright, its face shaded by the wide brim of its hat-like gable, its eyes peering across the wide valleys, the châlet has a look surprisingly and mysteriously human.

The Swiss Châlet begins as a barricade and ends as a bower; it begins with the felling of forests, and ends with the fashioning of villas. The history of the Swiss Châlet is that of evolution, development, and improvement. It is the history of all châlets from those of the Chinese to those of the Californians; of all structures made by all animal life for their comfort and safety, from the shell of the mollusc and the spider's web to the ideal city of man. The châlet, in its modern form, dates from the Payenne

style of the fifteenth century, of which Meiringen is the home; Ysch on Lake Brienz near Iseltwald, of the year 1765, represents the second epoch; it is characterized by great variety and richness of ornament. The third epoch is represented by what is probably the noblest example of the style, the chalet at Iseltwald. All three examples are given in Chapter VI.



A HIMALAYAN CHALET

Viollet-le-Duc



FINIAL AT BIENSIS



CHALET BIENSIS MONTREUX, ON THE HEIGHTS OVERLOOKING LAKE GENEVA



CHALET BIENSIS, MONTREUX



CHALET FULPIUS AT GRAND LANCY

Ody & Co.



CHALET OF PASTEUR THOMAS, GENEVA



THE RECEPTION ROOM

Product of Bernese Fabrik.

CHAPTER I

Switzerland Visited; Swiss Architects and Builders.

IT was my pleasure on a dazzling Genevan summer's day to visit the handsome chalet of a certain universally esteemed *pasteur* of Geneva. The impression that I received was that of a palace of wood—rich, warm, red wood. The floors were of parquetry, the walls of long, narrow, vertical panels, and the ceiling, beamed. The chalet, as I approached it, appeared as in the accompanying cut, all the shutters closed to keep out the intense sunlight. I presented myself at the porch door under the awning and was requested to enter at the main entrance a little further to the left. I found a generous hall-way flanked on the right by a dining-room, and on the left by a kitchen; next to this came the stairs. In the kitchen I noted the characteristic tiled floor of dull red squares placed diagonally, and the softly tinted porcelain-lined range, a peculiar product of Swiss manufacture. To the rear were the reception rooms. Upstairs the arrangement corresponded to that below, with everywhere the finish of wooden panels and beamed ceilings. A view of the reception room is given.

Geneva is a famous home of chalet manufacture and design. From its *fabriques*, chalets of all manner of shapes and sizes are sent forth into the world to become summer houses, mountain railroad stations, dwellings, hotels, etc. Probably the most important manufacturers are Ody and Company, and Spring Frères.

These *fabriques* are indicated on the portion of the map of Geneva which is given on page 22; "A" is the location on the hill-top of Ody and Company, and "B" that of Spring Frères; the location of the United States Consulate is indicated by letter "C."

A night ride by train along the northern shore of Lake Geneva, past the enchanting home of Paderewski at Morges, to Lausanne, where I spent the night; then a Sunday morning boat ride across green waters brought me to the favorite winter resort at the head of Lake Geneva, Montreux. On the almost perpendicular mountain side above Montreux, I found Biensis, a



MAP OF GENEVA

model chalet designed for the Paris exposition of 1880, where it was bought by a prominent citizen of Montreux, dismantled and shipped to its present eyrie. An idea of its situation may be gained from the photograph on page 19; another cut shows it more in detail. A leading citizen of Montreux, whom I had been recommended to call upon, kindly gave me permission to examine some new chalets which he was building. The panorama from their balconies,

under the broad sweep of their vast gables was matchless. With the aid of the foreman, who talked good-humoredly to me in Italian-French-Swiss, I learned the names of many details of these chalets. They were still in the unfinished wood and in all cases I found the walls to be made of a core of 3-inch planks, on edge. The floors were of cinder concrete with steel beams, the beams being 28 inches on centers, with flanges $2\frac{1}{4}$ inches wide.

On the way by the funicular railway from Montreux to Berne, among giant mountains, and through giant valleys, I took some snap-shots, at the railroad station at Montbovon, and several at Chateau d'Oex and Berne, a group of which chalets is given on page 25.


Upon the advice of the vice-consul at Berne, I visited the Parquet and Chalet Fabrik at Interlaken, and obtained from them a set of plates with a prospectus of their work.

The chalet designers and manufacturers referred to in the foregoing are among the foremost inheritors and preservers of chalet traditions. Is it that in Switzerland the people are less imbued with the spirit of commercialism and that construction is more honestly and rightly carried out? The building of chalets in the *fabriques* is an entirely different method from that employed in America. The dwelling in America is erected on the site. The lumber or other building materials is brought to the site and then shaped and erected, with the exception of such stock material as doors, window frames and milled pieces. On the other hand,

the chalet is entirely constructed at the *fabrique*, or, to freely translate, mill. It is all shaped and fashioned, and put together, built actually in the mill yard. It is then knocked down and shipped to its permanent site. Our only parallel in America is the portable house and although these reach some pretention they do not stand in a class with the chalet either in material, finish or popular esteem. The individual characteristics, aims and reputations, as well as the several equipments and methods of manufacture and construction of the chalet *fabriques* have been set forth in a number of European journals.

In an edition of "*Publications Internationales*" a visit to and inspection of the *fabrique* of Ody and Co, Geneva, is interestingly delineated.

According to the article, the firm is an old and well-established one, having been started in 1855, and having an enviable record in the character of its output. Their policy has been to secure and maintain a constant supply of the best wood, to which end they have acquired gradually large tracts of forests; for purposes of preserving and seasoning their lumber the company has large storehouses at Chandieu, Bulle and Vaulruz, where the wood is sometimes kept in storage for ten years. At Chandieu nearly a half million feet of lumber are kept stored. At Armonis a saw-mill is maintained in the midst of the forest belonging to the firm. This regard and care for the source of supply, the raw material of chalet construction, is a great recommendation for the quality



CHALET DESIGN

Ody & Co.

and durability of the finished product. First and most important for the construction of a good *châlet* the best wood is needed and Switzerland is especially favored by Nature in this matter. Beyond this, and in connection with it, the careful preparation and dexterity of treatment which result only from long experience are needed. The effect of the weather on insufficiently seasoned timber is recognized to be of such importance that particular attention is given to the matter of seasoning.

At this plant there is a saw-mill, woodworking room, parquetry section and drying department, all equipped with the most modern machinery, which was introduced following a heavy fire in 1906. Among the many machines are band-saws, planers, moulders and mortisers, and a combination groover, planer, chamferer and moulder. In the drying rooms the wood for parquetry purposes is treated for resistance to the effects of artificial heating.

Among the characteristic details of construction are the grooving of the wall-beams throughout their length, and boring them for dowels, one to the meter; the walls are brick-lined, an air-space being left to insure a constant temperature. The exterior shell is coated on the inside with a hot mixture of Norway tar and oil, which preserves the wood indefinitely. For *châlets* of several stories, the lower story is usually of masonry. The protection of the external portions of the *châlets* from the weather is insured by the great overhang of gable and eaves; these add, also, greatly to the artistic effect. The century-old *châlets* of the mountains, called "mazots," attest the great durability of this form of construction.

For the price of a really good *châlet*, \$400 per room is estimated; they range in size from a dwelling of two rooms to a hotel of thirty rooms. The firm mentioned has constructed a great number of *châlets* not only in Switzerland, as the *châlet* stations of the Geneva electric roads, the electric railroads of Gruyere, but also in France, America and elsewhere.

The productions of another manufacturer, Spring Frères of Geneva, are interestingly described in the "*Revue Universelle*." In this article special attention is called to the adaptability of the *châlet* to exposed situations and localities where the climate is severe, on account of the inherent solidity of its construction; evidences of the *châlet's* great resistance and durability are to be seen in the high mountain *châlets* still standing which date from the fifteenth and sixteenth centuries, and are inhabited to-day. They



1. Railroad Station, Montheven
2. A chalet doorway, Château d'Oex.
3. Corner of chalet, Berne.

4. An aged chalet, Château d'Oex.
5. A modern chalet, Château d'Oex.
6. A Bernese chalet, with exterior alcoves, flower balconies and awnings.



STREET VIEW, CHATEAU D'OEX



STREET SCENE, INTERLAKEN

are likewise recommended for dwellings in earthquake countries, where stone construction would be in constant danger of collapse, whereas wooden buildings would be scarcely affected.

The unique product of Spring Frères is a *châlet* with double hollow walls, produced by triple parallel walls, so constructed that they are capable of being erected or dismantled at the slightest expense of time or money. The manufacturers guarantee with these walls to produce an insulation equal to that of a 22-inch masonry wall. By increasing the number of parallel walls the insulation is correspondingly improved, being equal in some cases to that of a masonry wall 40 inches thick. The foundations recommended are of masonry. It is claimed that this particular type of construction has a great advantage over the single thickness wall because of the reduced cost of transportation due to the lighter weight; also on account of the shorter time required to erect.

These *châlets* are constructed in panels at the factory and shipped to any point; with the exception of the foundation, an entire *châlet* of fifteen rooms can be manufactured, shipped and erected in thirty days' time. *Æsthetically* and structurally this type is fully as satisfactory as the common type. Pine, pitch-pine, and oak are employed in making these *châlets*. A priming coat of special oil is used to protect this wood from the weather; a still further protection, of course, to the exterior portions are the overhanging gables and roofs.

The prices of Spring Frères *châlets* range from \$600 to \$12,000. In style, design and size they are very diverse, ranging from the modest two-room *châlet* to the palatial *châlet* of fifteen or twenty rooms. The firm claims for them that they are solid, comfortable and entirely livable the year around; they do not require more repairs than the ordinary dwelling, and they can be made semi-fireproof by the application of a special preparation to the wood. The *châlet* may be just as modern as any other dwelling, and every improvement of modern hygiene and comfort may be found within. It is pointed out that the scenery of Switzerland owes not a little of its picturesqueness to the typical Swiss dwelling, the *châlet*, just as that of England is influenced largely by its brick dwellings.

The following translation of the prospectus of the Parquet and *Châlet Fabrik*, Interlaken, contains much interesting information.

"The different styles of old Swiss 'block houses,' the sturdy

construction of which has remained unaffected for centuries, and whose picturesque outlines harmonize so well with the landscape, serve as a model type for *châlet* construction and design.

"These structures, solidly made and hygienically modern and comfortable, are the ideal for a dwelling which is at the same time sanitary, artistic and livable. The wood used is red mountain pine thoroughly seasoned, and guaranteed against all effects of the weather; moreover, special woods are used for exposed parts, as larch, pitch-pine, or exotic woods. Projecting portions, such as balconies or bay windows are protected by overhanging roofs and gables. All portions which are to be seen are either planed smooth, or more or less richly ornamented; no decorations are employed whose presence might mean a reduction of strength.

"The *châlet* rests on a stone foundation; in accordance with the necessity or taste of the owner, all or part of the main story wall may be constructed of masonry. The exterior wall members are formed of beams 4 inches thick, placed solidly, one on top of the other and splined and dowelled. For *châlets* for summer use, these walls planed on both sides suffice; while for a year-round dwelling an interior covering leaving a hollow space, is adopted. This interior finish may be of wood panelling more or less richly decorated, or of rough wood-work to be lathed and plastered over, and this covered with tapestry or paper. A building thus constructed guarantees a minimum of heat in summer and of cold in winter.

"The construction of partitions, floors and ceilings, of the roof framing, fire-places and chimneys, of heating plants and modern kitchen fixtures does not differ from that adopted for dwellings in brick or stone. The framework of the floors may be simplified by leaving the floor beams exposed and planing beams and floor boards alike.

"For roofing, slate is employed preferably, or dark-colored tiles. A *châlet* can be taken to pieces and rebuilt elsewhere. The *châlet* can be constructed in any dimensions, and upon any site. The manufacturers will furnish sketches, plans and an estimate of cost on application; an exact plot, showing the approximate location planned is sufficient to enable them to prepare these. In case these plans are accepted, no extra charge is made for them; if not, they are charged for in accordance with the professional rates of the Society of Swiss Engineers and Architects."

CHAPTER II

Construction Details; Granary Construction; Examples of Modern and Older Chalets.

THE red pine forests and granite mountains of Switzerland, in earlier days a protection against national enemies, as well as the background and substance of the world famous picturesqueness and beauty of this citadel of Europe, to-day form barriers and enclosures of a more lasting, civilized and civilizing kind for the dwellers on mountain and valley.

To-day, forests of felled pine trees and mountains of broken granite form the Swiss *châlet*—the *châlet* of history and romance, the Swiss's contribution to the Swiss landscape. Mountain slope and crag, canyon and plain, are the natural setting for many groups of these unique and logical structures which form the typical villages of Switzerland.

Two tiers of tree-trunks, a tree-length apart, locked together at their ends by two other tiers, at right angles to them, are the basis of *châlet* construction. (See Figs. 1 and 2.)

Naturally, the notches, by means of which the tree-ends are locked, are shallower or deeper, according to the nearness desired between the superimposed trees. Where the interior space is divided by cross or partition walls, their ends are locked to the enclosing walls in the same way. The two end walls, front and rear, are brought to a peak, across which a ridge-pole is stretched, and from which the two sides of a wide-spreading roof sweep down to and far beyond the walls.

In the typical *châlets* these trees, or, more accurately speaking tree-trunks, have been square-hewn, or sawed, their shape corresponding to huge planks from 4 to 6 inches thick; these, placed edge to edge, one on top of the other, and extending from sill to plate, or peak, form the *châlet* walls. The planks are "welded" into a homogeneous wooden sheet, and the joints closed to the weather by splines and dowels. (See Fig. 3, page 30.) The end notches, upper and under, for each beam are each one-quarter of the beam depth, by which means the beam edges are brought tight together. (See Fig. 4.) The weight of the widely extended

eaves and gable-edges is taken by the correspondingly widely-extended wall-end projections, worked into huge brackets at the top. (See Fig. 5.)

Where the floors extend through the enclosing walls, a thing of most usual occurrence, they form platforms for porch floors, balconies, projecting rooms, and lesser projections, as rows of beam-ends, etc. Thus, with its three elements, walls, floors and roofs, universally over-lapping, the structure may be roughly indicated by the diagram, Fig. 5.

This shell, as thus roughly presented, is made to protect itself, on its part, from the attacks of natural forces—gravity and the rest: from gravity, by the careful locking together of the walls, floors and roofs to form a rigid structure; from beating rains, by the wide-flung eaves; from decay due to dampness, as well as from

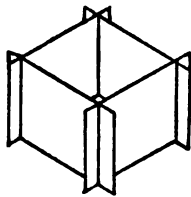


FIG. 1

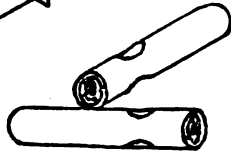


FIG. 2

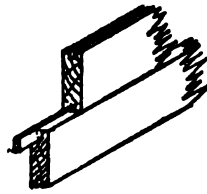


FIG. 3

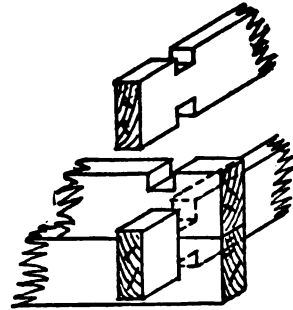


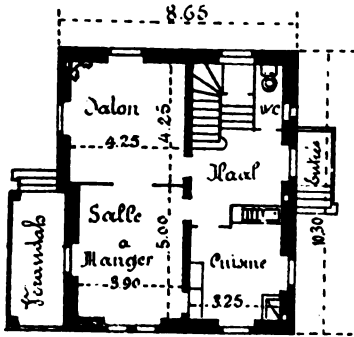
FIG. 4

destruction by fire, by the use of preservatives, and in the former case, by long years of seasoning; from the violence of wind storms to the exposed roof edges, by rows of heavy, rough stones, placed on top of the roof, and held in position by horizontal poles secured by pegs; from extreme cold, by the holding of a deep covering of snow on the roof by the roof stones and poles. The means for the regulation of air intake, or light, and heat and cold, as well as entrance, will be discussed on a later page.

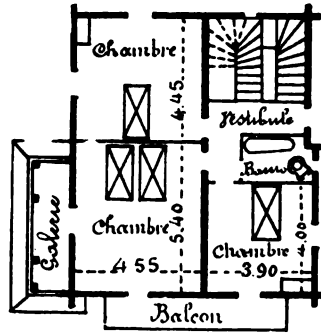
Let us now consider an actual example. In the center of Switzerland, near the head of the Lake of Brienz, in the village of Golderen, was built in the year 1740 a small *châlet*, about 16 feet square by 24 feet high from grade to ridge; it is now used as a granary, but is, in miniature, a typical *châlet*, containing in its diminutive proportions the germ of all the logic and beauty of the flower of Swiss architecture.



MODEL OF CHALET



MAIN STORY PLAN







UPPER STORY PLAN



CHALET AT GENEVA

Ody & Co.

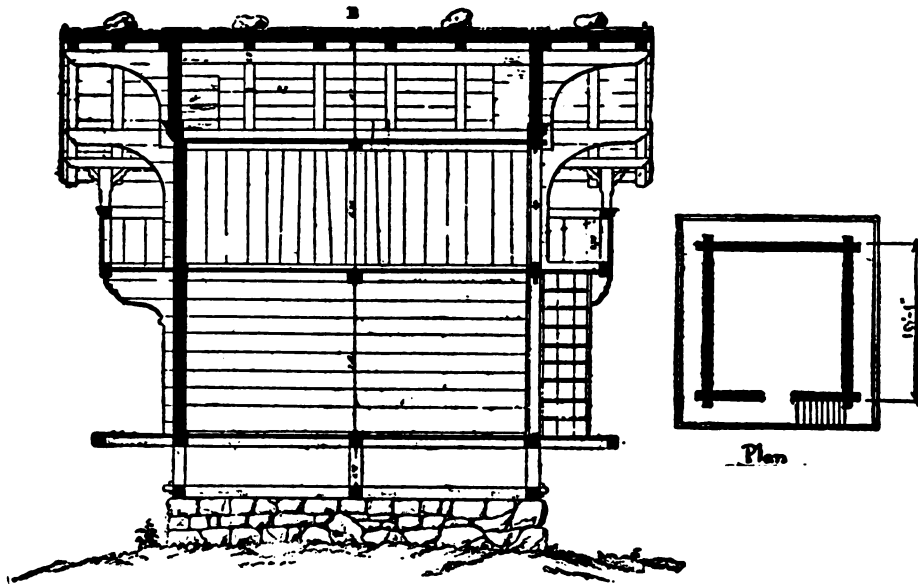


A SWISS "LOG CABIN." PROTOTYPE OF THE CHALET, NEAR BRIENZ
Varin's "l'Architecture pittoresque en Suisse."



CHALET
Cost, without heating, \$2,400
32

Spring Frères Geneva.



SECTION OF GRANARY, GOLDEREN

Graffenried et Stürler.

On top of a foundation wall, 2 feet high and 17 feet square, outside dimensions, is a sill frame, $8\frac{1}{2}$ inches in section and 16 feet 5 inches square, outside dimensions; the front and rear sills project beyond the frame (see Fig. 6), giving them a total length of 18 feet 8 inches; across the middle, from left to right, is an $8\frac{1}{2}$ -inch girder. The corner joints are made as shown in Fig. 7. At each of the four corners and at the middle of each sill are erected uprights 2 feet high, 6 inches square in section, and mortised and tenoned; on top of these eight posts is placed an upper sill frame of the same size as the first, but with the sills projecting at front and rear so as to support a platform; counting the projection at both ends, these beams are 22 feet 11 inches long and $8\frac{1}{2}$ inches in section. There are no floor joists; floor boards from $1\frac{1}{2}$ to 2 inches thick by 6 inches wide fit into a groove near the top of the sill. (See Fig. 8.) On each side sill is placed the first wall beam, 6 inches thick by 13 inches high; for the front and rear the corresponding beams are $8\frac{1}{2}$ inches high. On the front sill at the middle, and 3 feet $7\frac{1}{2}$ inches apart, are two door posts, 8 feet high and $7\frac{1}{2}$ inches square, their outside faces flush with the faces of the wall beams as shown in Fig. 9. Across on top of the posts is a girt, $7\frac{1}{2}$ inches square; this is carried around the

four sides, the top faces being all flush. A girder, 6 inches deep, connects the side sills at the middle and takes the weight of the floor beams.

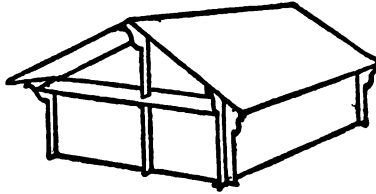


FIG. 5

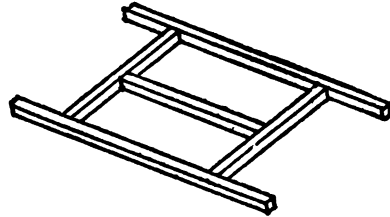


FIG. 6

The boards are housed into the sill frame all around, and the structure thus completely enclosed to the second floor.

For the upper compartment the wall beams are carried up as before, with the exception of the front. Here three uprights are erected on top of the top girt; one is placed exactly in the middle; it is $10\frac{3}{4}$ inches wide and $7\frac{1}{2}$ inches thick; 2 feet $8\frac{1}{2}$ inches on

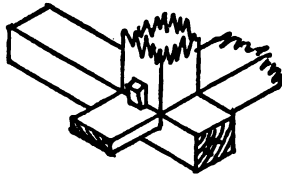


FIG. 7

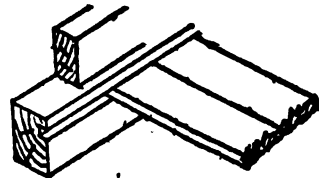


FIG. 8

either side of this, uprights are erected, 6 inches by $7\frac{1}{2}$ inches in section; they are 4 feet 11 inches high. The remainder of the space is filled in as shown in Fig. 10. The lintel beam is 13 inches by $7\frac{1}{2}$ inches thick and is moulded; it is repeated at the rear wall; on the side walls the corresponding beam is $4\frac{1}{2}$ inches lower than this; it serves as the roof-plate. The floor, which is secured to these beams, is 5 feet 7 inches above the floor below.




FIG. 9




FIG. 10

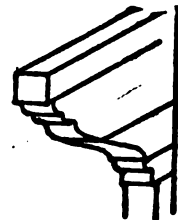


FIG. 11

The frame made by the upper floor beams has its ends projecting beyond the wall face, a distance of 3 feet 3 inches; these outer

ends support beams running parallel with the walls, and the whole forms a frame for a balcony which completely encircles the structure. The three wall beams next beneath the main frame also project beyond the walls, their ends cut to a bracket form as may be seen in Fig. 11. At the four balcony corners are 5-inch posts; these support eave plates which carry the extended rafter ends. There are ten pairs of rafters, 5 inches square, including those for the gables. The gable rafters are supported by the extended side wall beams as brackets, as well as by brackets in between, one of which is always at the peak. The ridge-pole, 5 by 15½ inches section, is 26 feet long, projecting 5 feet beyond the walls at each end; these projections are partly supported by four beam-ends passing through and locked to the front wall beams. The roof is boarded, then tiled and weighted down by twenty-eight rocks. The height from grade to ridge is 24 feet. The main facts of ch[^]alet construction as outlined in the foregoing may be observed in the accompanying illustrations, as well as many more characteristic features.

The granary at Grindelwald, given on page 36, is very similar to that at Golderen.

An example on page 31 is that of a model, about 2 feet square. The woodwork is a light varnish color, the under-pinning bluish with crimson joints. The cement for the first story is colored a pale strawberry. Note the use, on the one hand, of wall braces and corbels for the support of the balcony and, on the other, the wall beam-end brackets in the wooden portion for the support of the eaves.

It is of the greatest importance to note here the projection and marking of the wall sill-frame and, up near the gable, that which corresponds to our girt frame. The window sill course also projects.


On page 37 two older examples are given from Gladbach's "*Characteristische Holzbauten der Schweiz*." These are interesting on account of the presence of simple structural motives, practically unadorned. The consoles show mouldings of only the most elementary form. On the next page other smaller examples are given, the ch[^]alet on the right being much more highly developed than the others. In this ch[^]alet, the projecting ends of the cross-walls, as well as the consoles, should be noticed.

Page 39 gives the plan and elevation of a delightful little modern ch[^]alet at Geneva. Note the marking of the upper floor edge by means of a row of moulded beam-ends. At the bottom of

page 31 the extended interior wall beam-ends, as well as floor edges, are seen.

Châlet "Les Serves" on page 41 shows the use of the isolated gable and balcony consoles, and curved wall-brackets for the projecting superstructure of wood. On page 32 note the window sill moulding carried around the building; the front corner upper room projects, being supported on a row of beam ends and two small brackets on corbels.

In the Genevan example on page 40, the wall sills of the small extension at the front as well as in the main wall, are slightly accentuated, and their ends extended and moulded to stop the pilasters running up to the consoles at the eaves. The top floor edge is suggested by a row of moulded beam ends. Similar features are to be noted in the châlet Lötshberg on page 42.




SWISS GRANARY, GRINDELWALD

Graffenried et Stürler's "Architecture Suisse."

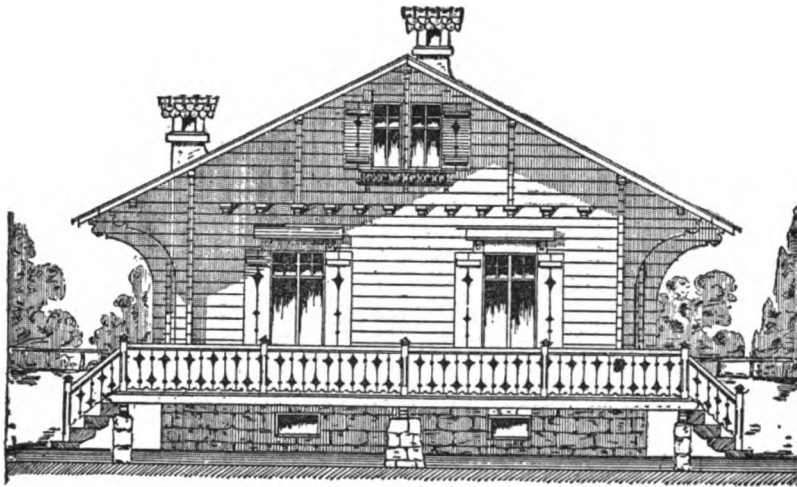


COTTAGES AT RUTI
Glabach's "Characteristische Holzbauten der Schweiz."

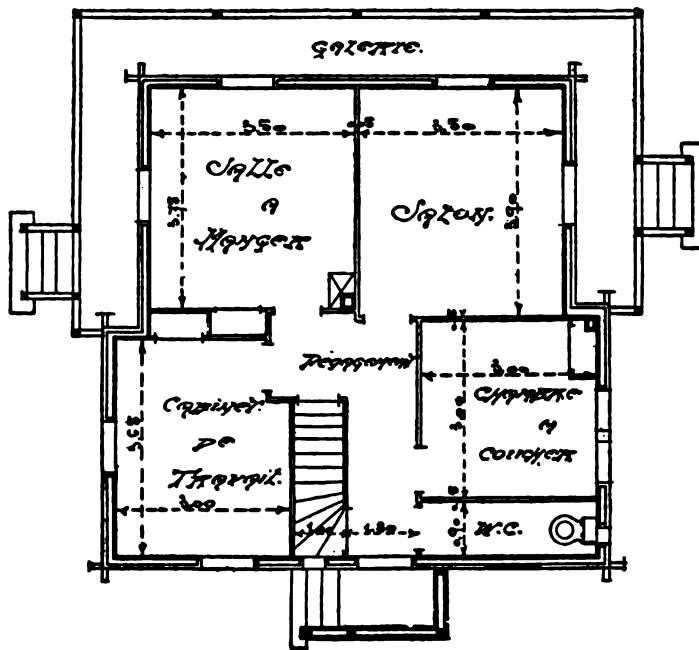


CREAMERY AND DWELLING AT BOENINGEN

Gladbach's "Der Schweizer Holastyl"



Elevation

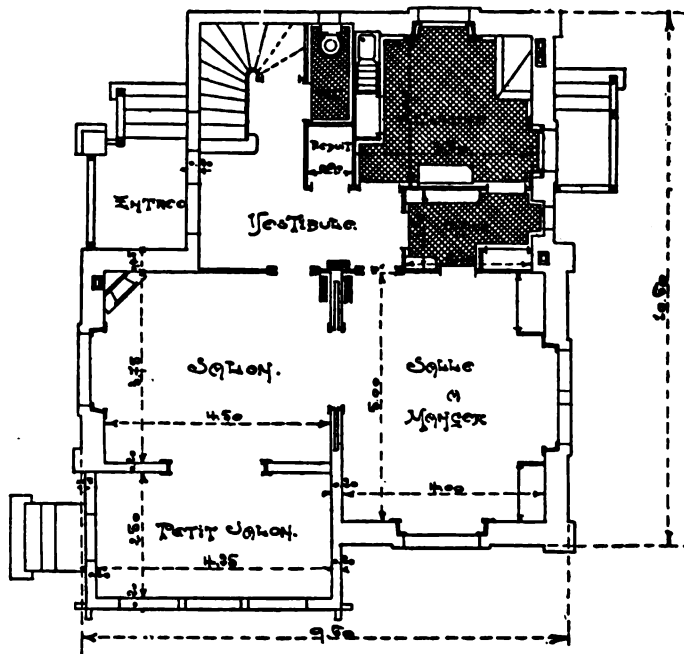


Main Story Plan
SMALL CHALET AT GENEVA

Ody & Co.

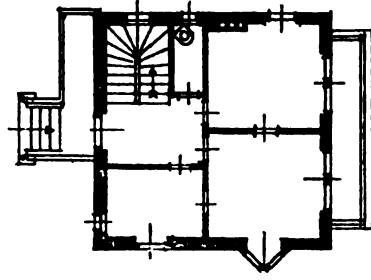
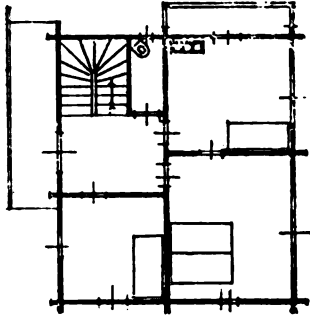


Elevation




Plan
CHALET AT GENEVA

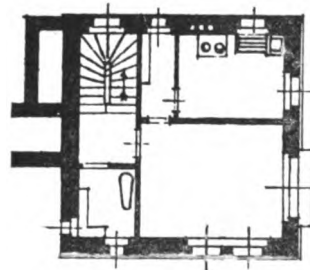
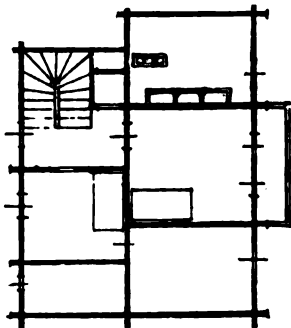
Ody & Co.

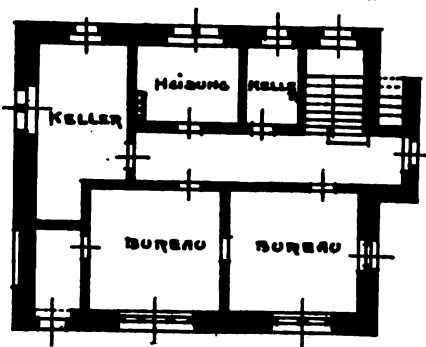
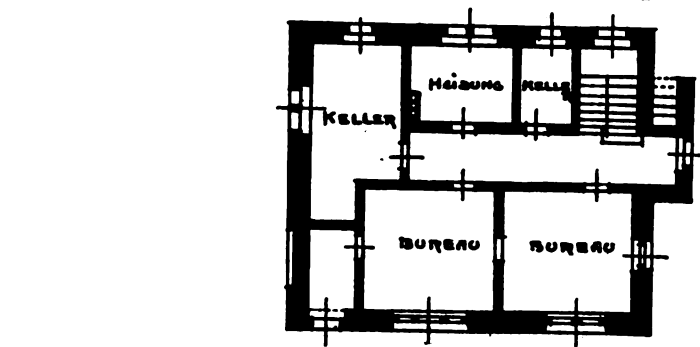
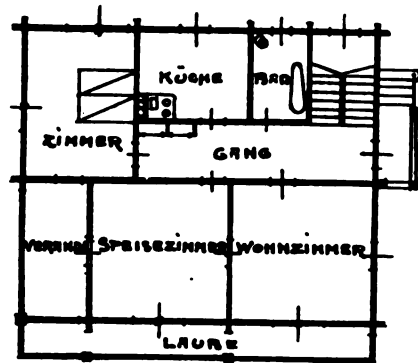
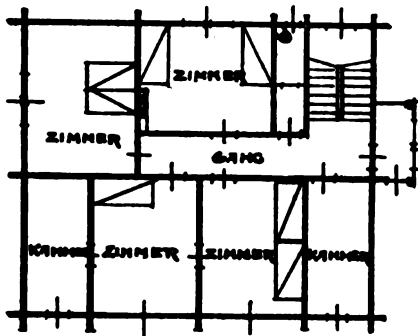



Parquet & Châlet Fabrik.



CHÂLET LES SERVES.





CHALET LOTSCHBURG

Parquet & Châlet Fabrik.

CHAPTER III

The Chalet Skeleton; Basis of Ornament; Small Chalets.

THE preceding chapter gives in a more or less rugged way, the first shapings of the châlet, and the notchings, grooves and peggings with which it holds itself and its cumbersome parts together; a charming little structure, of the year 1740, a granary (*grenier*) serving as a simple introduction to the Swiss method of construction, and giving a hint to the course which it will take in its ornamentation.

The "core" of the châlet, it is safe to say, is the same as the universal building "core." In our own wooden construction, the twelve edges shown in Fig. 12 represent the twelve principal members of the frame, which compose the plate (or girt) frame, and the sill frame, separated and joined at their corners by the four uprights or corner-posts. But, whereas with us the frame building is an enclosure made by uprights, tied, as with a belt, by the horizontal frames referred to, the structures which we are considering depend for their height upon horizontal members, as in masonry construction. The proportions of door and window posts and lintels are those of stone. As with us, the sill, girt and plate frames support the floor edges. In the sketch, Fig. 13, the shaded members represent the irreducible minimum, structurally speaking, of the châlet. These horizontal frames act as great rings holding the building in a powerful grip. Other horizontal members may be arrested at the sides of the openings, but these frames form continuous belts to the shell, and it is consequently to these parts that we should look for the beginnings of ornament.

For the purpose of our inquiry, a supposititious roof structure is here presented, Fig. 14.

The support for the peak of the truss is obtained by a **A**-shaped section of beamed wall, but for the sake of logicalness it is assumed to be a post. The final member toward the completion of this roof frame, the ridge-pole, continues beyond the walls to form the ridge of the pediment or gable; now let the side wall-plates be supposed to be continued a like distance into space, and

the heavy framework for the overhanging roof, or gable, is provided. Usually there are intermediate roof-beam ends, corresponding to purlins; gable rafters complete the grill-like framing for the gable roof covering.

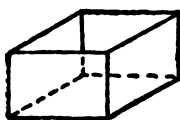


FIG. 12

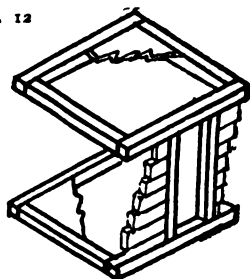


FIG. 13




FIG. 14

Just as the members of plate, girt and sill frames resist, on their inner face, the pull of the heavy interior floors, so their out-thrusting ends take the weight of smaller exterior floors for balconies and porches, with frequently an exterior staircase. The stiffness of these main beam-ends is added to by a succession of wall-beam-ends below, the whole being cut and treated as a single massive bracket. Sometimes these under-supports are replaced by slanting braces (*bras de forces*), which take the strain from the beam extremity to the face of the wall.

"A little child shall lead us." An almost startling disclosure of this truth, as applied to the subject which we are investigating, is to be seen in the tiny summer house which the writer was so fortunate as to find in course of construction in the yards of the Spring Frères Châlet Fabrique at Geneva. Referring to the cut on page 45 the diminutive sill and plate frames are to be seen plainly indicated on the face of the "châlette," as it may be permissible to call it.

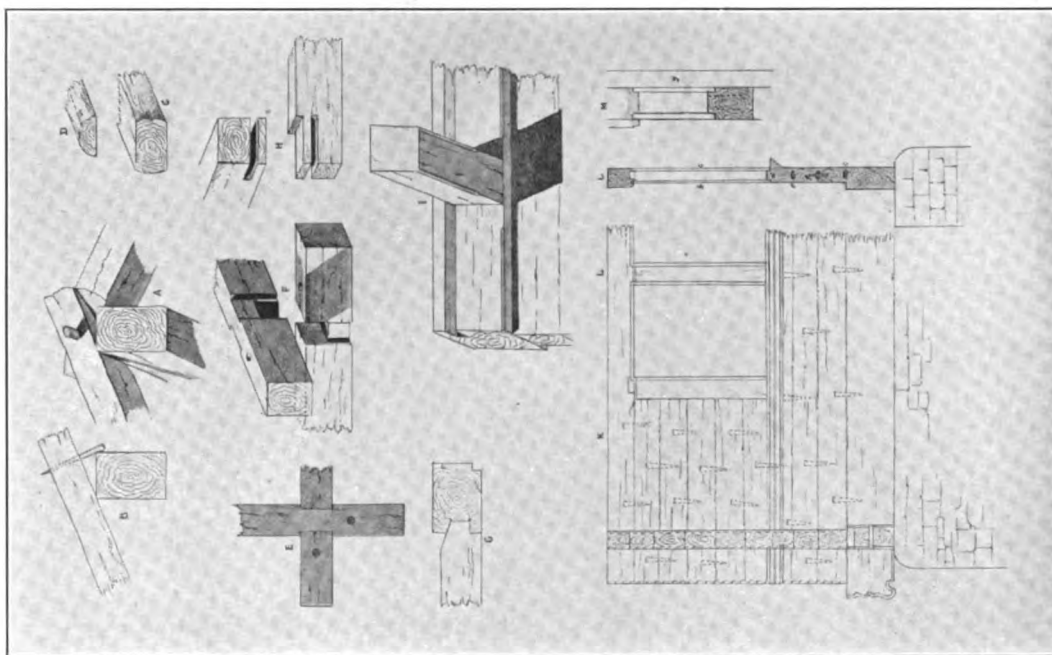
The door-posts are shown running from frame to frame, also the extensions of the side wall-plates. At the top is the projecting ridge pole, with the gradually shortening beam-ends under it, to form a strong console. The wall "filling" is plainly seen,




SWAN HOUSES, LUCERNE



UNFINISHED "CHALETTE"
Spring Frères.




CHALET CONSTRUCTION DETAILS
Grafenried et Stürler's "Architecture Suisse."



BRIENZWILER

Varin's "l'Architecture pittoresque en Suisse."



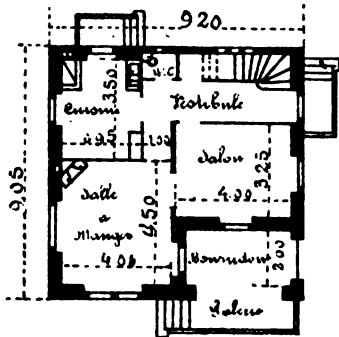
SUMMER HOUSE CHALET

Parquet & Châlet Fabrik.

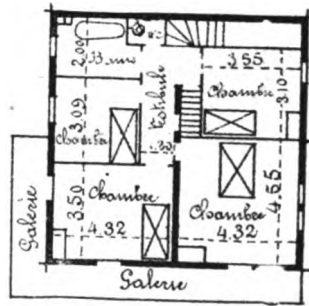


PLANS AND MODEL OF CHALET


Ody & Co.



Main Story



Upper Story



CHALETS IN ENVIRONS OF GENEVA

Spring Frères.



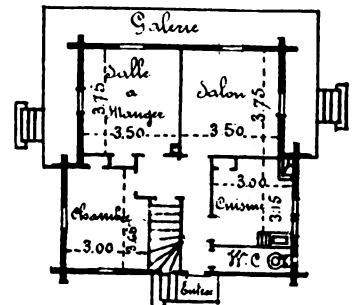
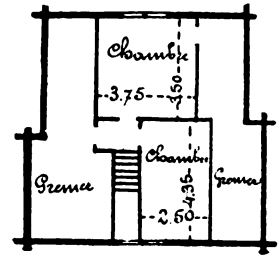
CHALET OVERLOOKING LAKE GENEVA

Spring Frères.



MODEL AND PLANS OF CHALET

Ody & Co.



horizontal at the bottom, and vertical at the gable. Note the method of locking at the corners, as well as their ornamentation and treatment as a vertical feature. What is practically an interior partition wall may be faintly seen inside the little porch enclosure. The treatment of its extension at the front is interesting, as is the carved post opposite, and the moulding of the upper corners of the porch entrance; also the roof-capped and moulded ends of the sills below.

Not the least significant feature to us is the presence in the budding ch[^]alet of horizontal ornamentation in the front wall portion of the plate frame over the openings; this is produced by indentations in the wood forming a kind of dentil course.

These "ch[^]âlettes" are portable (*démontables*), being constructed at the *fabrique*, and then dismantled and shipped. The price of this example, erected at Geneva, is fr. 550 (\$110); the next larger size is \$190; ch[^]âlet kennels of all sizes are also made, as are swan houses and other small structures, based on the ch[^]âlet model; ch[^]âlet models for advertising purposes are to be seen frequently in shop windows, and ch[^]âlet trinkets abound. Ch[^]âlets of all sizes are designed at the *fabriques* and constructed bodily in the yards, then knocked down for shipment to any point. In the yards of the Sulgerbach Ch[^]âlet Fabrik at Berne the writer saw a large ch[^]âlet being erected, which was later to be dismantled preparatory to shipment to Geneva. Its top wall beam was numbered 29.

As an illustration of the methods of joining the heavy timbers in ch[^]âlets, the plate on joints and details from Graffenried and Stürler's "*Architecture Suisse*" is given. A shows the method of pinning the rafter ends together at the ridge pole. B shows the same rafter supported near the middle on a purlin, 6 by 9 inches, and made more secure by a wooden pin. C is a view of a portion of a 7-inch rafter, and D a pine log sawed in two. E and F are a plan and view of the exterior corner joinings and notchings of wall beams, so vitally characteristic of ch[^]âlet wall construction. G indicates, in plan, the method of joining wall beams to door and window posts. H is an example of the joint employed for securing the balcony supporting beam to the upper member of the console beneath. I represents the joining of a floor girder to the wall girder; points of interest here are the deep groove for receiving the ends or edges of the floor-boards, and the mouldings of the lower beam edges.


The last group, K and L, is an especially happy one. It repre-

sents a score of solid beams, assembled to form two locking corner walls resting on a foundation; also window openings. The beginnings of three horizontal belt courses of the greatest importance may be seen, namely: the heavy sill frame, the window sill frame and the window lintel frame. The former and the latter are extra heavy, while the other is accentuated by a moulding. The five shortened beams between window sill course and lintel course are of slight importance structurally, except as filling, and it will be noticed that these are never ornamented. The two below the window sill course are frequently ornamented, forming, with the main courses, a pedestal course. Allowance for shrinkage of the wall beams will be found in the space at the top of the window posts. At the bottom of L are indicated at e-e, the channels for taking care of the moisture and providing ventilation to the wood; at f is an example of a spline. At M is given a horizontal section of a window opening. (See page 45.)


The next example is that of a *Brienzwiler* from Varin. The sill, window sill and lintel courses are here shown ornamented, the first two forming the head and base of a pedestal course. The window uprights, also, are ornamented, the pattern being a scroll as in the pedestal course; an example of the style of carving for porch posts is also to be seen. The upper portion of the wall shows the use of vertical boards to form a frieze, as in the gable wall in the *châlette*; these same vertical boards appear as a continuation of the pedestal course for the porch. *Châlet* architecture abounds in perforations in these vertical boards, centered on the joints between them. Note the four distinct designs in this example.

The summer house *châlet* at the bottom of page 46 contains in concise form the chief elements of the style. The column-like treatment of the corner beam-ends, with their pedestal-like bases, and, at the top, the wide-sweeping curve of their capitals, also the rather fantastic carving of the window posts and the design of the porch posts, are the principal vertical features of the design. The horizontal features correspond quite closely to those of the *Brienzwiler*, as may be seen in the pedestal course and its continuation in the porch balustrade, and, above the triple window, the slightly ornamented face of the plate-frame.


In the model following this example the triple division horizontally is shown; that is, the rough stone-work underpinning, the first story cement over stone, with the superstructure of wood. The only horizontal bands of ornament are the balcony rail and the



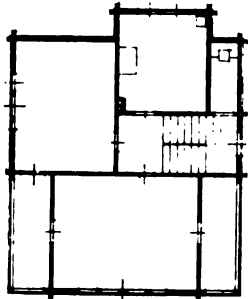
COTTAGES AT GRION, CANTON VALAIS
Gladbach's "Characteristische Holzbauten der Schweiz."



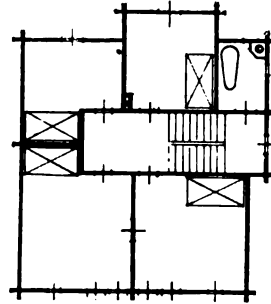
COTTAGE OF THE ST. A. R. RUTTI
Gladbach's "Characteristische Holzbauten der Schweiz."



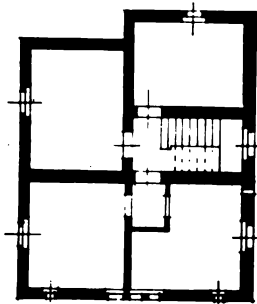
GRANARY, BRIENZ, 1602
Gladbach's "Der Schweizer Holzstyl."



First Story Plan



Second Story Plan



Cellar Plan

LANDHAUS AT INTERLAKEN

Parquet & Châlet Fabrik.

plate frame in the gable end; the vertical elements are almost wholly lacking.

The next two examples show similar horizontal divisions and ornamental features. The vertical members are slightly more marked, as is seen in the interior and corner wall extensions.

The example on page 48, a *châlet* overlooking Lake Geneva, is a favorite type of present-day design. It is divided horizontally into a lower half of white cement and an upper half in rich, tan-colored wood. The little bay window ell at the front is a complete *châlet* in itself, and echoing as it does the main gable, adds greatly to the interest of the design.

The cuts at the bottom of page 48 show the plans and photograph of a diminutive *châlet* model, flat and simple in arrangement. It is almost square in plan with the rear half slightly and irregularly projecting at the sides. The ground floor is seen extending in a narrow porch halfway around the structure, the same being railed in by an attractive balustrade, connected by two sets of steps with the ground. The supporting porch beams are seen with their ends moulded and resting on small boulders. The wall-end projections at the corners, with their edges scooped, develop at the top into heavy consoles for the support of the gable; the upper floor edge is represented in the façade by a row of moulded beam ends. The main floor plan shows four corner rooms ranging in size from 9 to 11 feet square.

Châlets at Grion in the upper Rhone Valley are shown on page 51. Of these four *châlets*, the one in the foreground, built in the year 1835 for Bruner and Salome, his wife, is made of very heavy wall-beams; the details, with the exception of the balustrades, are very plain, in fact, crude. The only horizontal members which show simple attempts at ornament are the window sill beam and the wall sill. In the other three examples, the balcony and gable consoles and the wall ends show the same crude and ponderous treatment.

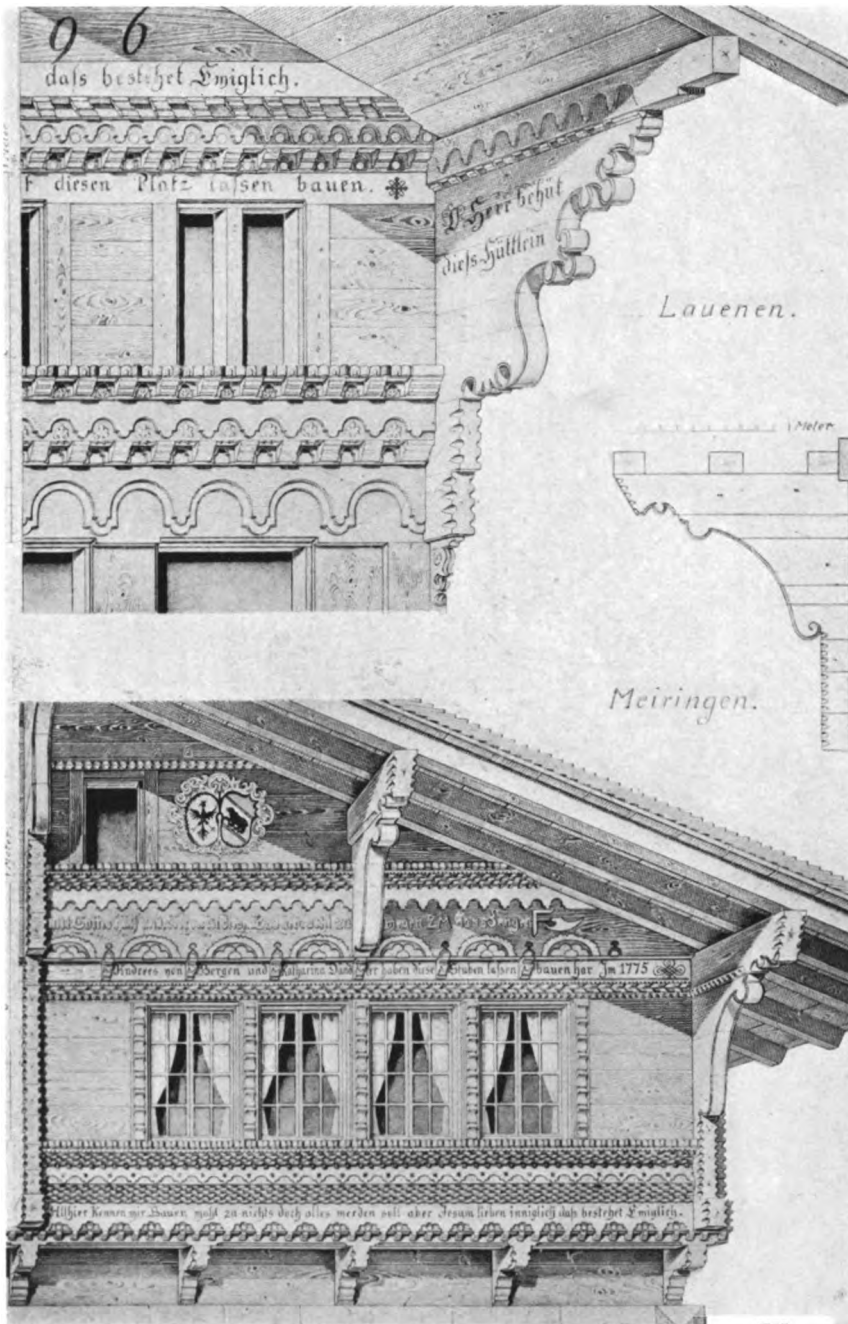
Northeastern Switzerland is represented on page 52 by a charming little "cottage" *châlet* at Rûti on Lake Zürich. The mountain peaks in the near background seem to be in complete harmony with the roof peak and the general sturdiness of the structure, even to the trim rows of roof stones. The vertical and horizontal edges are generously utilized for the attractive rows of bead-like ornament, and with the treatment of window bars and architraves, porch balustrade, and porch decoration, give a touch of delicacy and refinement to this mountain abode.

The next page presents an example of an ancient granary in the valley of Brienz. Ornament is almost wholly lacking, except at the edges of the window and other uprights, and cross-pieces. The use of "scooped" edges in beam ends and console edges is a characteristic feature.


The structure on the right, which is of the year 1602, is of especial interest. Of the group of drawings at the bottom, No. V gives an unusually effective beam-end treatment. No. VI indicates the joint made by the great isolated corner post at the right-hand lower corner of the building with the two connecting wall-beams. No. VII shows the method of joining the row of beam ends immediately above the corner post.

The "Landhaus" on page 54 is a modern example at Interlaken, in central Switzerland, showing lightness and delicacy of treatment to a greater degree. In the interior the large central room with an isolated porch on each side is a unique feature.





GABLE CORNERS AT LAUENEN AND MEIRINGEN
 Gladbach's "Characteristische Holzbauten der Schweiz."



GROUP OF BLOCKHOUSES IN BERNESE OBERLAND
Gladbach's "Characteristische Holzbauten der Schweiz."




A ROOMY GENEVAN CHALET OF TO-DAY

Spring Frères.



IN THE ENVIRONS OF GENEVA

Spring Frères.



AN UNFINISHED CHALET

Spring Frères.



A CHALET NEAR THE BASE OF THE JURA

Spring Frères.

CHAPTER IV

Balcony and Gable Construction; Doors, Windows; Some Classic and Modern Chalets.

THE frame-work, or shell, of the chalet is the basis of the two previous chapters. The essential structural motives, together with a reference to the ornamentation with relation to the construction, and the analysis of actual examples, form their principal subject matter.

It is doubtful if the present moment could be improved upon for the exposition of two cardinal features of chalet design, which are in themselves structural, and yet are not necessary to the main construction, being really "by-products" of it—the balconies and gables. These dominate the design to such an extent that, in the case of the former, they often encircle the building, and in the latter instance they sweep beyond the walls at the front a distance of ten feet or more, and at the sides, sometimes down to within a few feet of the ground. Decoratively, they are of the utmost importance, because of the depths of shade and shadow which they cause, and also as they are generally chosen as the points for the greatest richness and intricacy of detail. In the case of balconies, this is especially true of the wooden "lace-work" of their balustrades and the graceful rib- and bracket-work of their under portions. In the case of gables, there are the picturesque curvings and mouldings of their great consoles, and the reflected shadows of these, and the rib-work of the gable's under portion. The A-shaped gable wall and its treatment with relation to the whole design are dealt with in Chapters V and VI.

A common starting point in the study of these secondary structural elements is essential. If we suppose, then, that a floor-beam, or cross-wall beam, at any story be made to protrude through the outer wall a few feet, we will have the basis of balcony construction. Two of these beams, the proper distance apart, with boards or planks laid across them, are, crudely, a balcony—minus the means of protection from falling; thus, Fig. 15. A three-foot post standing on each outer corner form the points of support for

62 BALCONY AND GABLE CONSTRUCTION

the low protecting walls along the front, and at the two end edges, as in Fig. 16. A front rail and two end rails, connecting the tops of the posts with the main wall, complete the protecting frame; upright boards, placed tightly, edge to edge, and running from

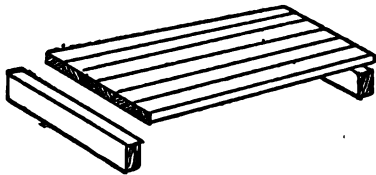


FIG. 15




FIG. 16

floor-edge to rail, finish the enclosing wall. If, for the sake of design and appearance, as well as construction, a greater number of beam-ends and a much longer row of them are desired, also a lateral beam supporting their outer ends, itself in turn supported by diagonal braces, or on the ends of consoles, the diagram in Fig. 17 will represent the result.

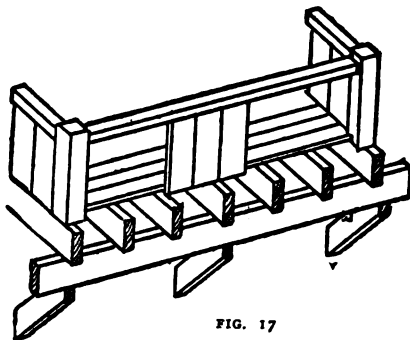


FIG. 17




FIG. 19. BALCONY AT VAREMBO

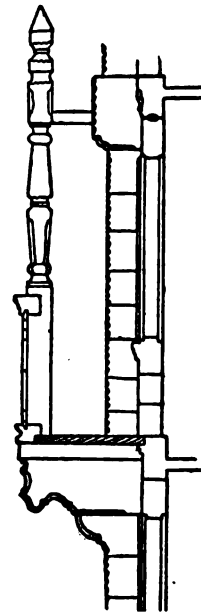
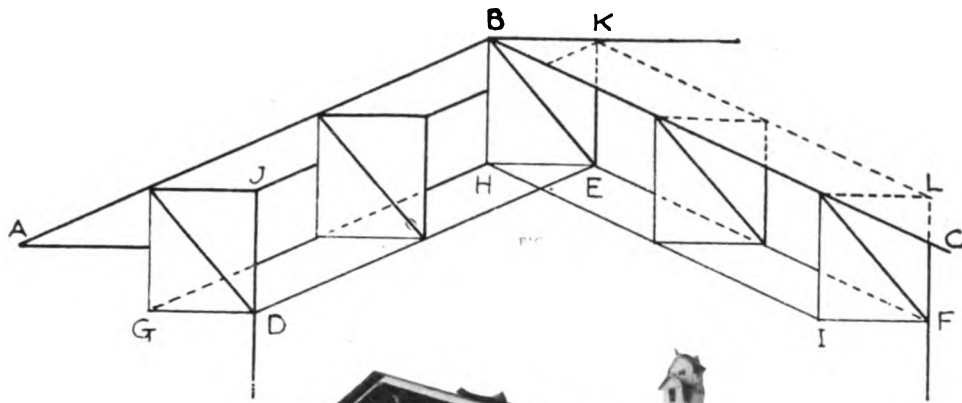
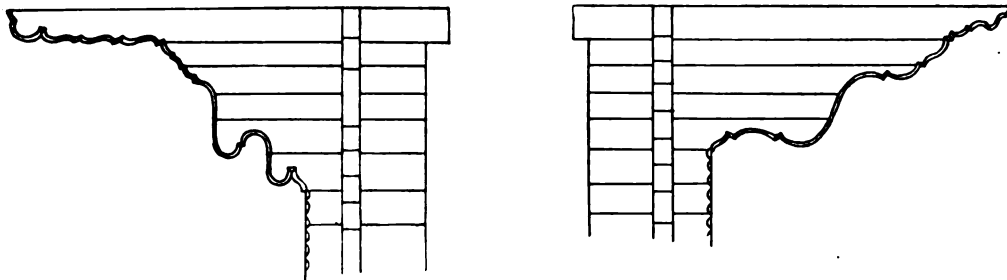


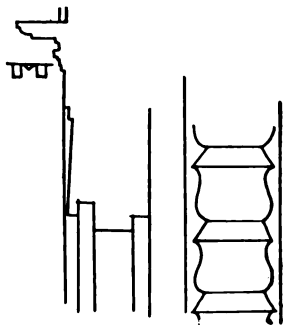
FIG. 18. SECTION OF BALCONY, GRINDELWALD



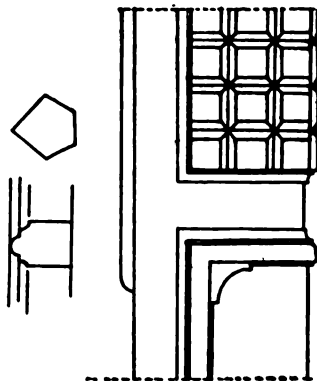
EXAMPLE OF GABLE, CANTON GENEVA *Spring Frères.*



GABLE CONSOLES



WINDOW SECTION AND DETAIL.



DOOR DETAIL *Graffenried et Stürler.*



BRIENZ, CANTON BERNE.

Varin's "L'Architecture pittoresque en Suisse."



CHALET AT VAREMBO

Spring Frères.

The methods of decorating and moulding all parts of this structure may be seen in the accompanying cuts and illustrations. In Fig. 18 a section of a balcony at Grindelwald is given.




FIG. 20. BRACKET DETAIL, CANTON BERNE




FIG. 21. BALUSTRADE AT EBLINGEN

Fig. 19 is a cut of a balcony at Varembo. It will be seen that all beam-ends are moulded, and their under edges chamfered. In the balustrade, the post and rail framework form a panel for the vertical strips. The characteristic ornamentation of these strips by means of perforations, large and small, arranged on vertical and horizontal axes, also their scooping at the bottom, and the capping of the posts at the top, speak for themselves. The brackets are the projecting, as distinguished from the brace, form. In the section of the granary at Golderen, on page 33, which was spoken of in detail in Chapter II, the section of the balcony, the balustrade and consoles, as well as the corresponding parts of the gables, are clearly shown. Fig. 20 is a form of bracket which occurs almost universally. An example of a balustrade at Eblingen is given in Fig 21.

On the following pages will be seen a number of examples of balcony design and construction. Of these, the House or Sigristen on page 69 offers perhaps the best example of balcony construction, details and disposition. To begin with, the constructive motive of the walls themselves differs with what we have already considered. It will be noted that at the building corners and at the points where interior cross-walls join the exterior walls, upright beams are used; interesting sections of these may be seen at the lower left-hand corner of the plate. According to these, the horizontal wall beams are tongued into the edges of the uprights, and the exposed interior edges of the latter are finished by a round

66 BALCONY AND GABLE CONSTRUCTION

chamfer mould. In each of the two large balcony sections, the supporting balcony beams above and below are shown joined to the heavy wall girts at the middle floor and roof levels. The moulding of their under ends as well as their cutting for joining purposes should be noted; also the moulding of the faces of the supporting braces beneath them. The lower balustrade rail is fitted into the supporting beam ends, both top faces being flush. The balustrade uprights rest on top of the beam ends; they furnish in their outer faces the support for the hand-rail. The method of joining the perforated balustrade boards to the other faces of the balcony frame, and also the method of grooving the floor boards into the same, are clearly shown. The decorative strip at the bottom of the rail, and the perforations of the vertical boarding are of interest.

In the corner view of the house at St. Peter on page 75, a slightly different style of balcony construction is shown. The projecting beams form the crowning member of the wall consoles, being moulded to suit. In other respects the various parts of the frame, as well as the balustrade uprights show great similarity to the example just studied. Interesting comparisons may be made between these and the examples on page 73.

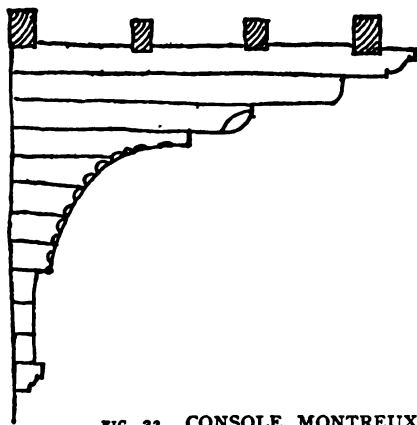


FIG. 23. CONSOLE, MONTREUX

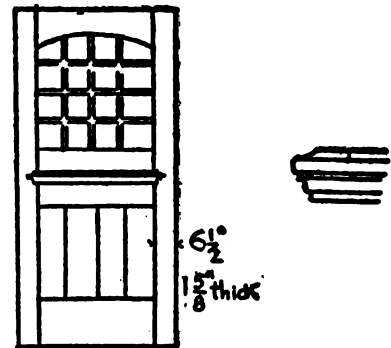


FIG. 24

The geometry of the chalet gable may be seen in the diagram, Fig. 22. The elemental portions thereof may be seen at a glance. A B C J K L represent the soffit; J K L D E F represent the outline of the gable wall proper; the portion of the

space between the gable wall and gable soffit is that occupied by the consoles. As an example of a gable which closely corresponds to the diagram, the cut below, Fig. 22, of a gable in Canton Geneva, is given. Other excellent examples may be seen in the accompanying plates. Two classic examples of chalet consoles from Graffenried and Stürler are given; also window and door details.

Fig 23 shows a sketch of one of the great overhanging consoles at Montreux (projection about 9 feet), which could only be obtained by lying flat on one's back on the balcony below it. Fig. 24 is an entrance door.

In passing, it may be proper to refer to the recessed balcony, or alcove, a modern substitute for the overhanging or projecting balcony. The example of the chalet at Varembo is very characteristic, with its flat-arched head springing from corner brackets. The water tables over the other windows, supported on miniature brackets, also the row of moulded beam ends over the central double window are most characteristic of chalet design. The shutters, also, should be noted, and the wall carving above the row of beam-ends.

A valuable study of the chalet skeleton and anatomy is given on page 71. The wall construction is of the same class as that of the Sigristen House on page 69, that is, with the corner and intermediate uprights joined at the floor levels by girts, sills and plates, and filled in with horizontal wall-beams. It will be noticed that there is no ridge-pole but that the roof-beams are supported and secured by a purlin-frame construction, all exposed inner edges being softened by chamfer moulds. No. II gives a section through the front wall at the window. No. III is a section through the side wall showing an exterior covering of vertical boards, with an interior shell of horizontal wall-beams. No. IV is a view of a shingle. No. V is an under view of a section of the roof. No. VI shows details of the window opening. No. VII is a horizontal section of the same, and No. VIII a vertical section. No. IX is a horizontal section of the right side of the opening.

The plate on page 73 contains some useful details. The motive of the building itself is simple, though the decoration is a trifle monotonous. Of the details below, No. 1 is a section of the wall mouldings between the main and upper story windows. No. 2 is a section of mouldings over the upper story windows. No. 3 is an unique door design. No. 4 is a view of the eaves showing consoles supporting at their ends an eave-board, itself in turn supporting the eave-ends of rafters. No. 5 is a lettered plan of the main

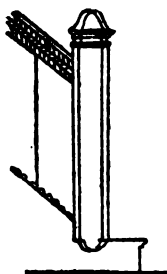
68 *BALCONY AND GABLE CONSTRUCTION*

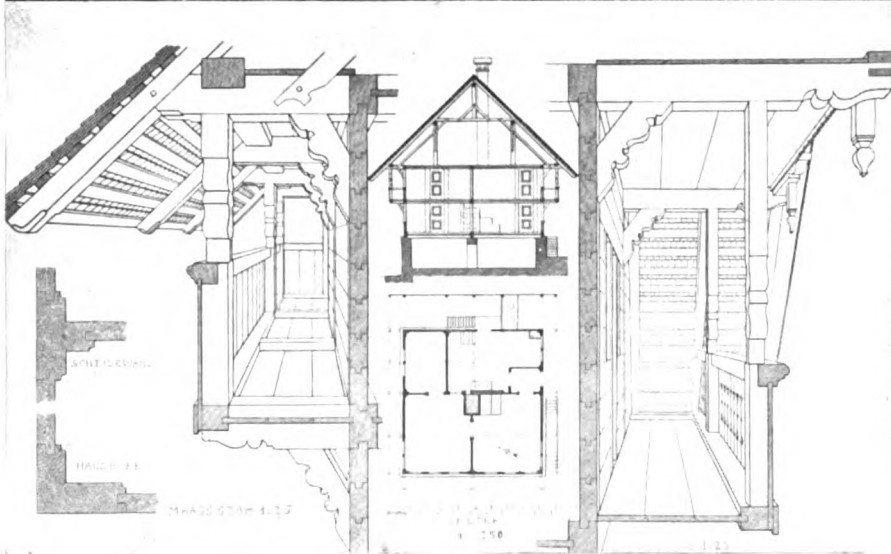

floor. No. 6 is a section of the wall-moulding of the side wall. No. 7 is a view of a side eave console. Nos. 8, 9 and 10, are various other designs of consoles.

The two old examples on page 74 are very simple in design and ornament.

Two examples of a heavy type of gable and console construction are given on page 57; also a console elevation. Page 58 gives partial views of five *châlets* of the most attractive Bernese type, and most picturesquely arranged. The balcony and gable designs, as well as the wall ornamentation and window grouping, are most happy in character. On pages 59 and 60 are given four examples of present-day *châlets* by Spring Frères of Geneva. Two points of significance are the lightness of the structures, and the general use of white, or light-tinted, cement-faced walls.

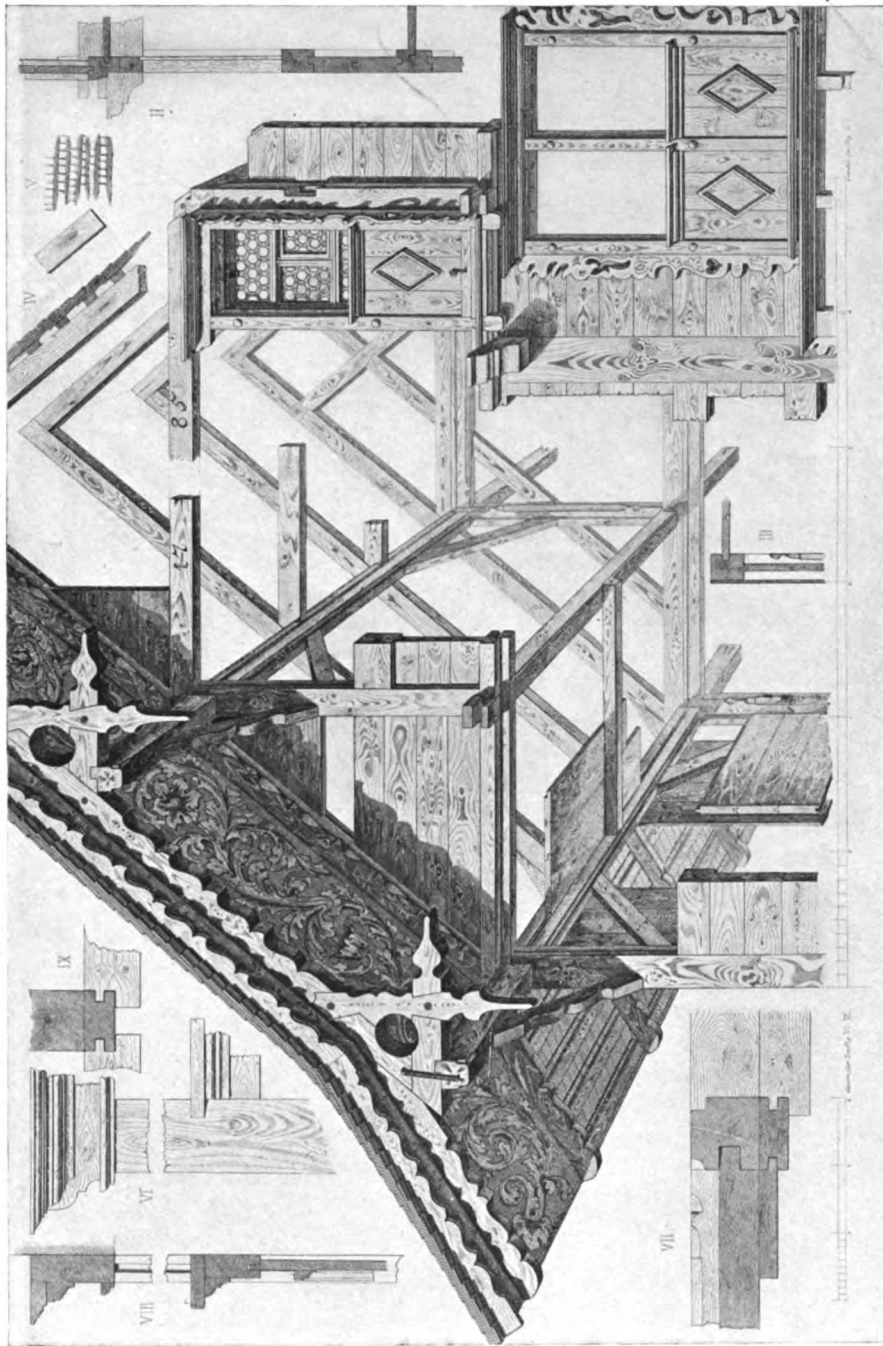
The *châlet* on page 75 is a modern example, noticeable for the use of a great many curves in the consoles and the heads of balcony openings.



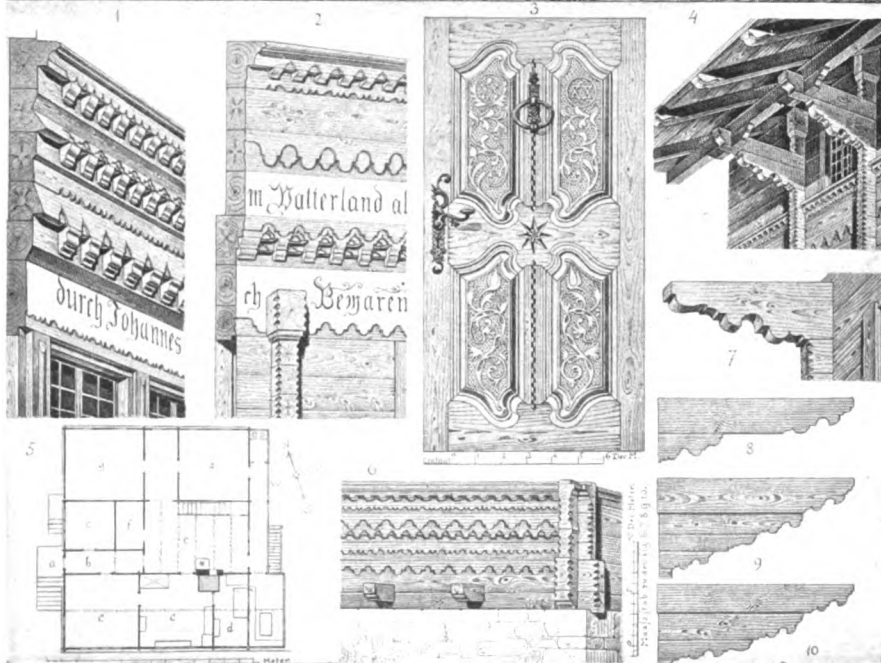


HOUSE OF SIGRISTEN, MARBACH
Gladbach's "Der Schweizer Holzstyl."






GABLE AND ROOF CONSTRUCTION DETAILS AT FISCHENTHAL
Gladbach's "Der Schwarzer Holzstyl."



HOSPITAL AT FRUTIGEN, CANTON BERNE

Gladbach's "Characteristische Holzbauten der Schweiz."




BLOCKHOUSES AT GRION, CANTON WAADT
Gladbach's "Characteristische Holzbauten der Schweiz."



CHALET DU PLATEAU
DU PETIT LANCY
Ody & Co.



CORNER VIEW OF
HOUSE, ST. PETER



Swan House, Lucerne.

DETAILS OF HOUSE AT GOLDEREN

Grafenried et Stürler.

CHAPTER V

The Chalet Facade; Window Disposition; Plans and Elevations.

THE anatomy of the ch[^]alet husk having been carefully studied it would seem that an investigation of its facial characteristics might well claim our attention at this point.

The ch[^]alet face—or fa[^]ade—is the universal fa[^]ade. Its *sine qua non* is a square—a square sheet of wood or other material, in upright position, as in Fig. 25. The two encircling frames at top and bottom are indicated, each announcing the front edge of a floor; the axis of symmetry is also given.

But another element of equal importance in its effect on the design of the ch[^]alet fa[^]ade is the outside “ridged floor” (roof) whose front edge, instead of being a continuous member, as in the girt frame, is raised at its middle point to form the two sloping sides of a shallow isosceles triangle, as in Fig. 26. The protective effect of these outer sloping surfaces on the exposed wall faces, alike from storm and sunlight, when they are made to extend outward in wide brims, has already been set forth; its effect on the design is that of a broad, generous hat brim, shading an attractive face.

The essential features in the design of the fa[^]ade, then, are as indicated in Fig. 26. The surface between sill and roof may be increased by the addition of one or more stories, or carried below the sill in masonry to the ground.

The texture of the wall surface is that given by tiers of horizontal beams of a deep glowing tan color, with their upper edge beveled to shed off the weather.

A point of the greatest importance in the design of the fa[^]ade is, naturally, that of the openings and their disposition. As the question of ch[^]alet wall penetrations is subject to the universal law which governs in all fa[^]ades, a graphical representation of them may be made, as in the diagram in Fig. 27, in which the evolution from a blank wall to one with many perforations is shown. The

large square is divided into four smaller squares, and these again subdivided into four equal squares. In the first group, 1, 2, 3, 4, the central treatment is indicated in which a single window or group of windows is centered on the axis of symmetry. In the second group, 5, 6, 7, 8, the double treatment is indicated, in which the space on either side of the axis is occupied by an opening. The next division is a combination of triple, quadruple and quintuple treatment, while the last shows the application of the foregoing to superimposed stories.

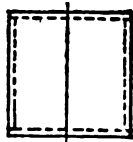


FIG. 25

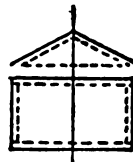


FIG. 26

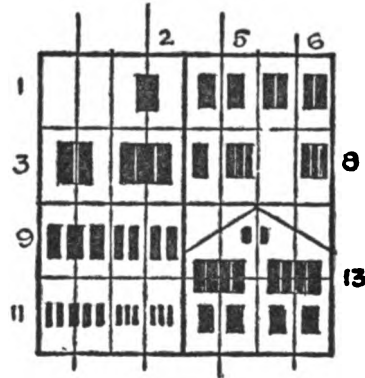
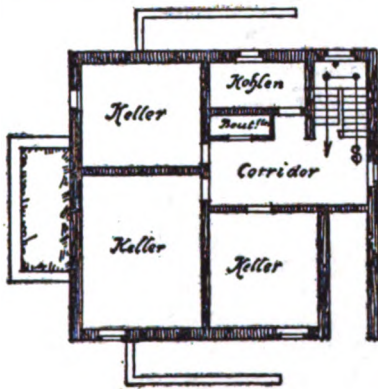



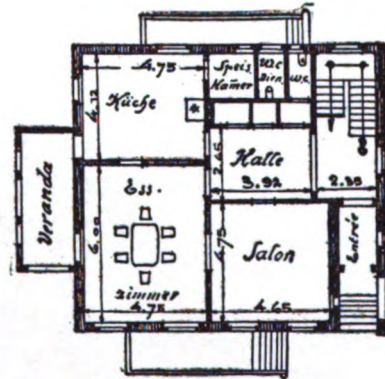
FIG. 27

The swan houses at Lucerne are submitted as an example of the simplest case, on page 76, No. 2. In the house at Goldenen, on page 76, examples of 3, 4 and 8 are to be seen. The façade of the Châlet Matti at Interlaken, given on page 79, which faces up the valley of the Jungfrau, made famous in Heine's poem of the Lorelei, has in each story a different grouping, the bottom being the quadruple treatment, the first story containing two groups of double windows each, the next story having a triple treatment, with a double window in the middle and a single on either side, while the roof story has the usual double treatment of small single windows. The Châlet at Grilly on page 81 shows a still greater complexity of groupings, beginning with the double treatment in the main story, with a quintuple group on the right; the next floor shows a variation of 7; above this is a triple treatment with a quadruple group in the centre and a single small opening on either side.

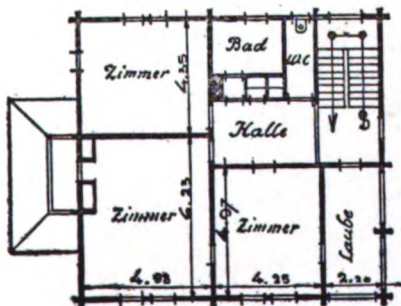
Practically all the windows show wooden shutters composed simply of two boards cleated at top and bottom and perforated near the top by a single lozenge—or heart-shaped opening. They



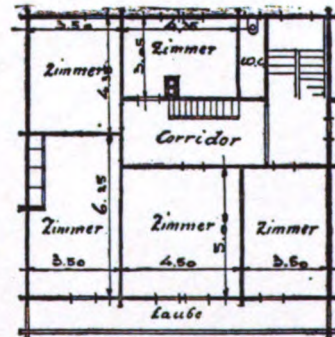
Cellar Plan.



Main Story Plan



Second Story Plan



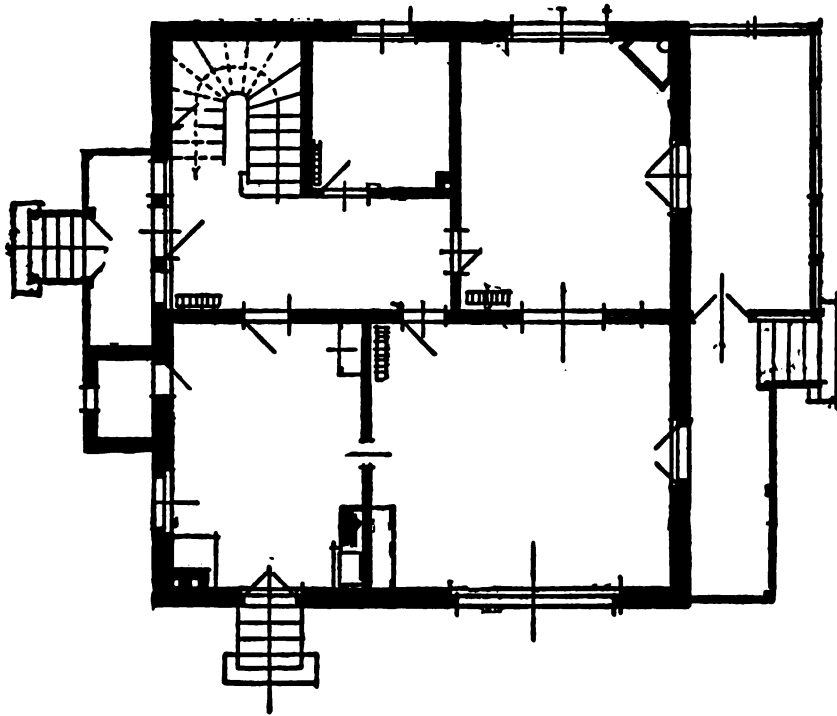
Attic Plan.

CHALET MATTI AT INTERLAKEN

Parquet & Châlet Fabrik.

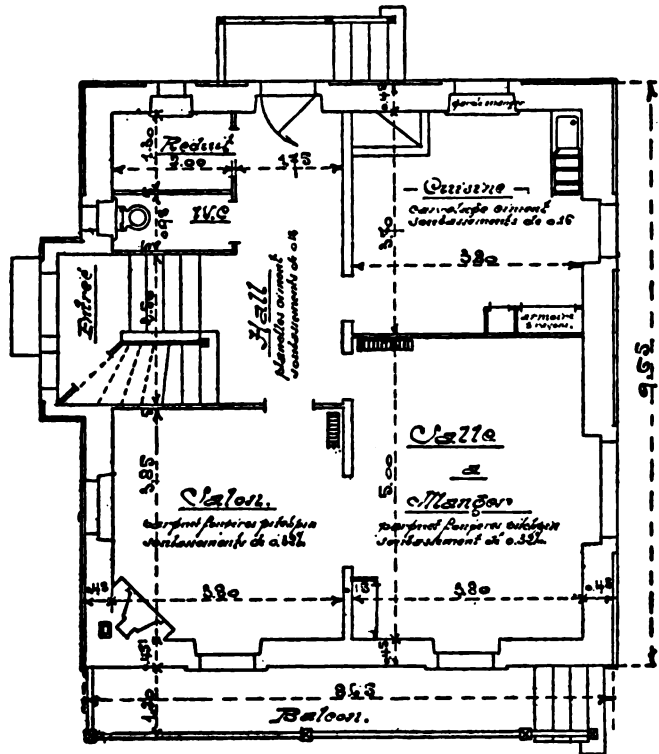
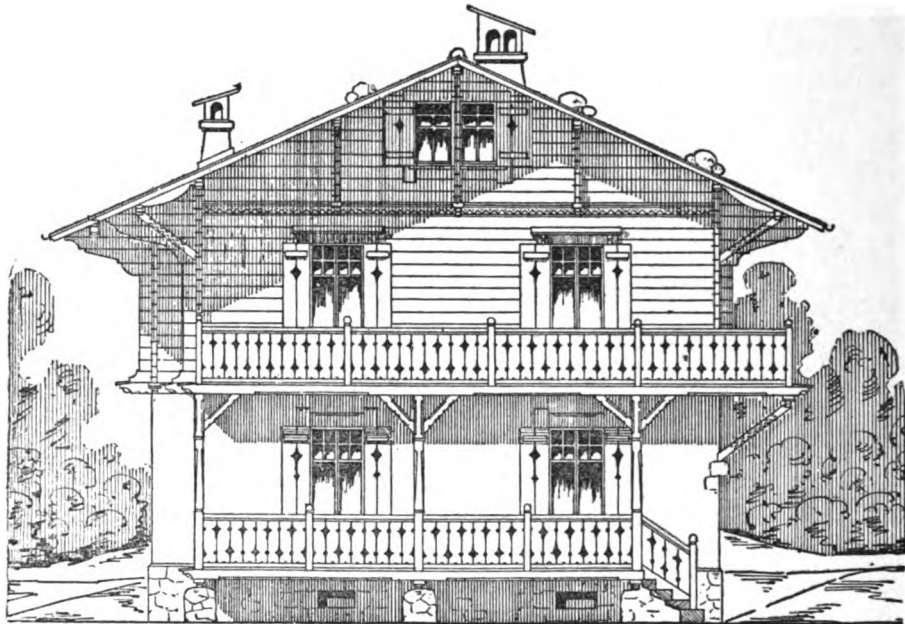
are colored a bright green, though lately a light buff has come greatly into favor. In the example at Golderen, vertical and horizontal shutters with exterior runways are shown. The window sash are casement, and, as a rule, open in. A sparkling effect is given them by dividing the upper portion into small squares of glass by sash bars. At Golderen, again, the round pane effect is gotten by means of "bull's-eyes." The window frame, or casing, is frequently very similar to that of the American frame house, though with the uprights passing beyond the cross-pieces. The examples on pages 82 to 86, show a development in roof-treatment, and the effect of striking contrasts between cement and wood walls.






CHALET STEINMANN AT GRILLY
81

Spring Frères.




CHALET PROJECT
82

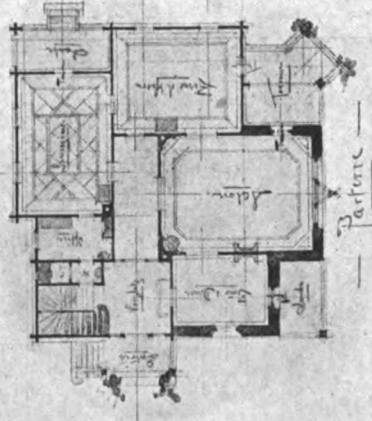
Ody & Co.



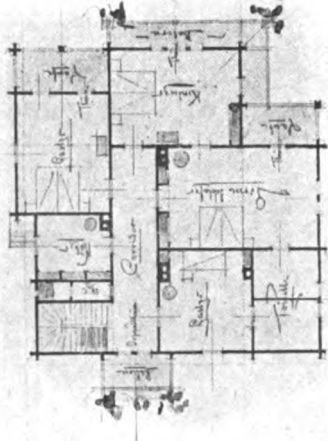
Hauptansicht



Seitenansicht



Parterre




1. Stock




CHALET PROJECT, ZÜRICH


Jacq. Gros.



— Südseite —



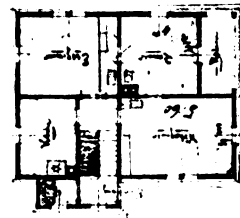
— Hauptseite —



— Süd-Facade —



— Keller —



— Parterre —



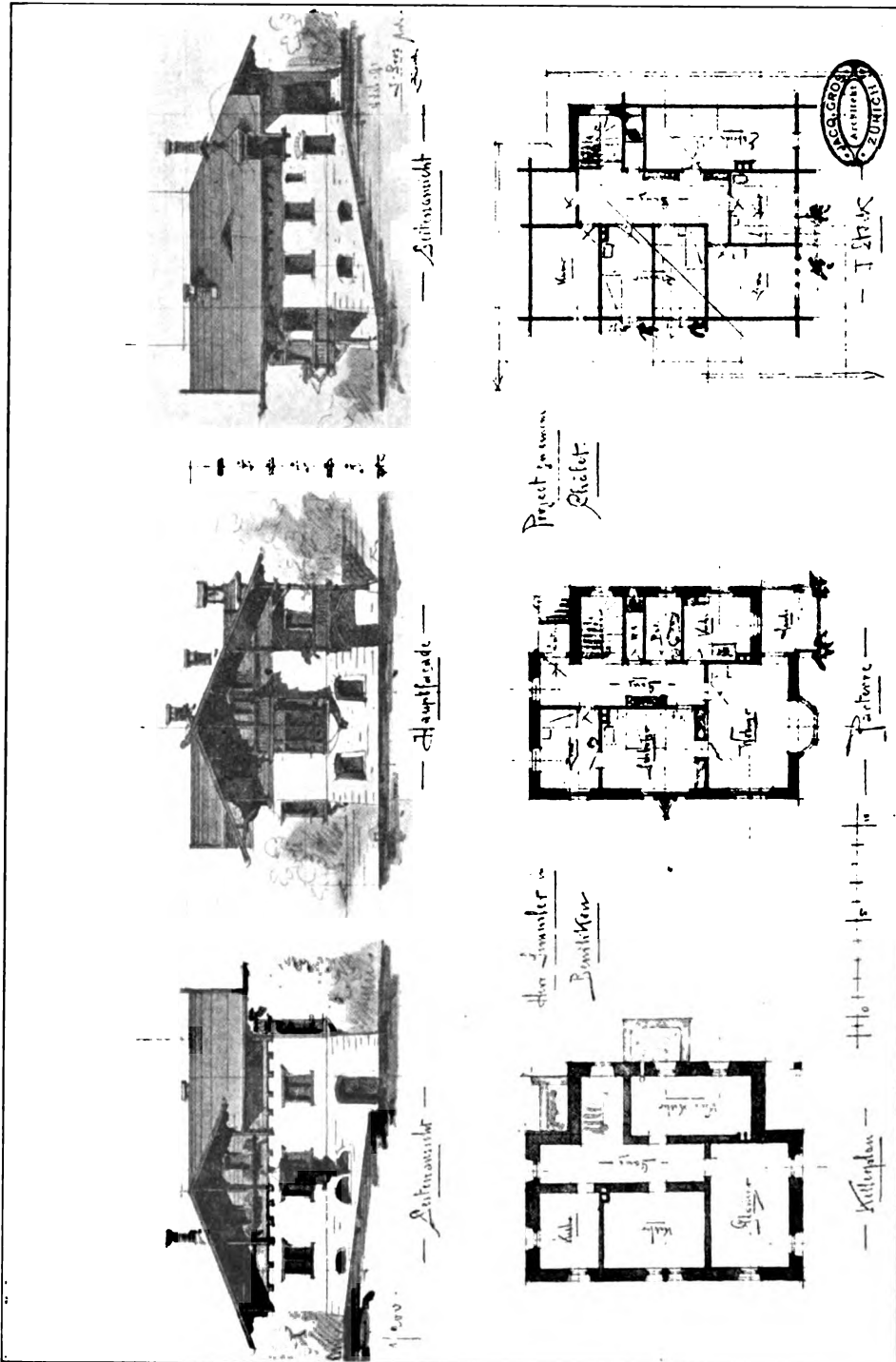
— I Etage

— 1880/2 —



Jacq. Gros.

CHALET PROJECT, ZÜRICH



Jaqu. Gros.

A ZURICH CHALET PROJECT



A BERNESE CHALET



BERNESE CHALET, SHOWN IN DETAIL ABOVE


Sulgerbach Châlet Fabrik.

CHAPTER VI


The Chalet Facade; System of Ornamentation.

THE chalet façade is something more than a wall surface punctured with openings. It is something more, even, than a collection of pine trees squared and planed, rising in a tier to the top of a peaked wall. It is an apparition; a picture. On the surface of this tan-colored sheet, is superimposed a pattern of indentations and projections, as well as figures in paint. Across the spaces of the wall openings are spread sheets of glass in metal, lead or wood frames; narrow square shafts of wood find their way, like pilasters, up the wall's face, spreading forth vigorously and gracefully at the top to receive the sweep of the gable brim.

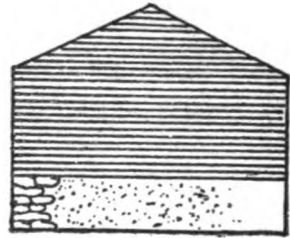
The chief influence in the determining of the composition of this ornamental fabric is gravitation. It is this which dictates the horizontal joints and vertical edges, and through them their lines and bodies of ornament. An evolutionary series of façades is given on page 88 as a help to a ready understanding of this general subject. Read from 1 to 10 consecutively; they sufficiently explain themselves, No. 1 being the simple wall outline, which must of necessity be the basis of any system of ornament. The first additional line of importance that appears is shown in No. 2, that separating the foundation from the superstructure; in No. 3 the different textures of these parts are indicated; in No. 4 the line of the window sill course is added, thus forming a double line, or band, upon which is worked a strip of "embroidery," or carved ornament; in No. 5 a second band is shown; probably the next step in the development of the ornamental system is the vertical connecting band in No. 6; in No. 7 a completed outline is given, which in No. 8 is still further developed and divided into narrow horizontal strips, representing, in one case, plain joints, in another, strings of ornament. No. 9 shows an additional number of openings subdivided by vertical members. No. 10 shows the subdivided openings enclosed by window sash, the pilasters, consoles, and overhanging eaves being also indicated.




1



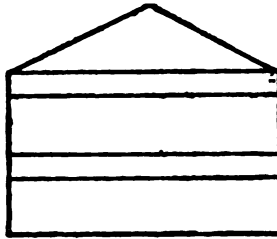
2



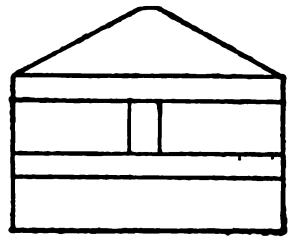
3




4



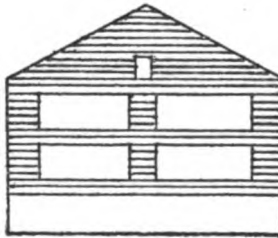
5



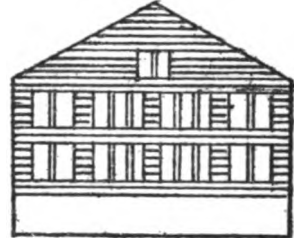
6



7



8




9




10

AN EVOLUTIONARY SERIES OF FACADES



CHALET DETAILS AT RUTI AND WILLIGEN
Gladbach's "Characteristische Holzhauten der Schweiz."



DETAILS, BRIENZ, KIENHOLZ

Varin's "l'Architecture pittoresque en Suisse."



INN AT TREIB, LAKE LUCERNE

Gladbach's "Characteristische Holzbauten der Schweiz."




AN AFTERNOON VIEW TO-DAY



CHALET AT ISELTALD, CANTON BERNE

Farin's "L'Architecture pittoresque en Suisse."



CHALET AT YSCH, NEAR ISELTALD

Grafenried et Stürler's "Architecture Suisse."

It is this framework or pattern, to which is applied the mesh of ornament, composed of strips, and bands, and ribbons, of "wooden lace"—broad bands, as in the case of the older and more classic examples, filling the entire space between the successive rows of windows; similar bands, but with the middle portion plain, and with the decoration applied only to the top and bottom (corresponding to the window sill and floor) edges, as in Fig. 28; or only the upper edge may be decorated, as in the example at Diemtigen, Fig. 29.

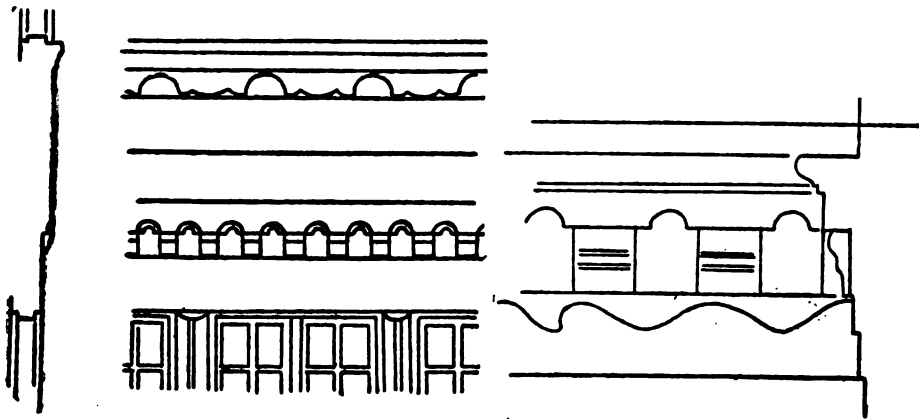


FIG. 28

FIG. 29. SPANDREL, DIEMTIGEN

Other broad bands (horizontal) of ornament are the balcony balustrades, and, in a slighter degree and much less frequently, a narrow strip of roof. Fig. 30 shows a frieze at Iseltwald bounded top and bottom by mouldings, and with ornament in the upper half. Below this is another characteristic horizontal feature, a text, in German. Still other horizontal strips, or courses, of ornament are to be seen in the accompanying illustrations, especially the rows of moulded beam-ends; the many groups of narrow, horizontal "ribbons" of shade and shadow caused by the grooves or bevels of the wall-beam edges are an appreciable element in the decoration. Window boxes and shelves, window and door sills and hoods, and also, often, long groups of windows, are important horizontal features. Rows of brilliantly colored flowering plants and gaily striped awnings add a life and joyousness to many châteaux, especially among the more modern.

The vertical strips of ornament are necessarily less in number and of no great width. They consist of rows of superimposed beam-ends, with their joints beveled and their edges scooped; also of window muntins and shutters.

In the plate of ch[^]âlet details on page 89 good ornamental units may be seen, also the composition of horizontal bands of ornament. A great deal of the character of these bands is due to the greater or less projection of their upper or lower members. At Rossiniere, page 98, one end of the lower band projects into a balcony; the same band at Ysch, page 92, becomes at its extreme ends a balcony leading by stairs to the ground. In many of the modern examples of this book either lower or upper bands have projected to form balconies throughout their length and even completely around the structure; or they may extend to form simply the end of a side balcony. In modern examples, in most instances, only the upper or lower portion of the horizontal band is retained.

The plate of valuable details, dating from 1600 to 1800, given on page 89, is worth some special study. In the centre are the miniature elevation and section of a ch[^]âlet, and below, an enlarged elevation of the porch corner of the same; below this again, No. 3, are enlargements and variations of the floral scroll motive in color.


The geometry of the porch post is given in No. 4. No. 6 shows, above, a section of an interior beamed ceiling; below, an interior frieze and cornice. Nos. 5, 7, 8, and 9 are various interesting wall carvings dating from 1731 to 1796. No. 10 is an unusual example of a high balcony or porch roof, supported on a row of posts running up from the ground.

The particular part of the porch shown is where the stairs ascend to an upper entrance floor, under which again is a wide entrance to the earth story. Nos. 11 to 14 are valuable examples of beam-end carving to form consoles, and beam edge and face carving to form various other characteristic Swiss figures of the years 1600 to 1700.


On the plate of ornamental wall details on page 90, six examples may be seen in



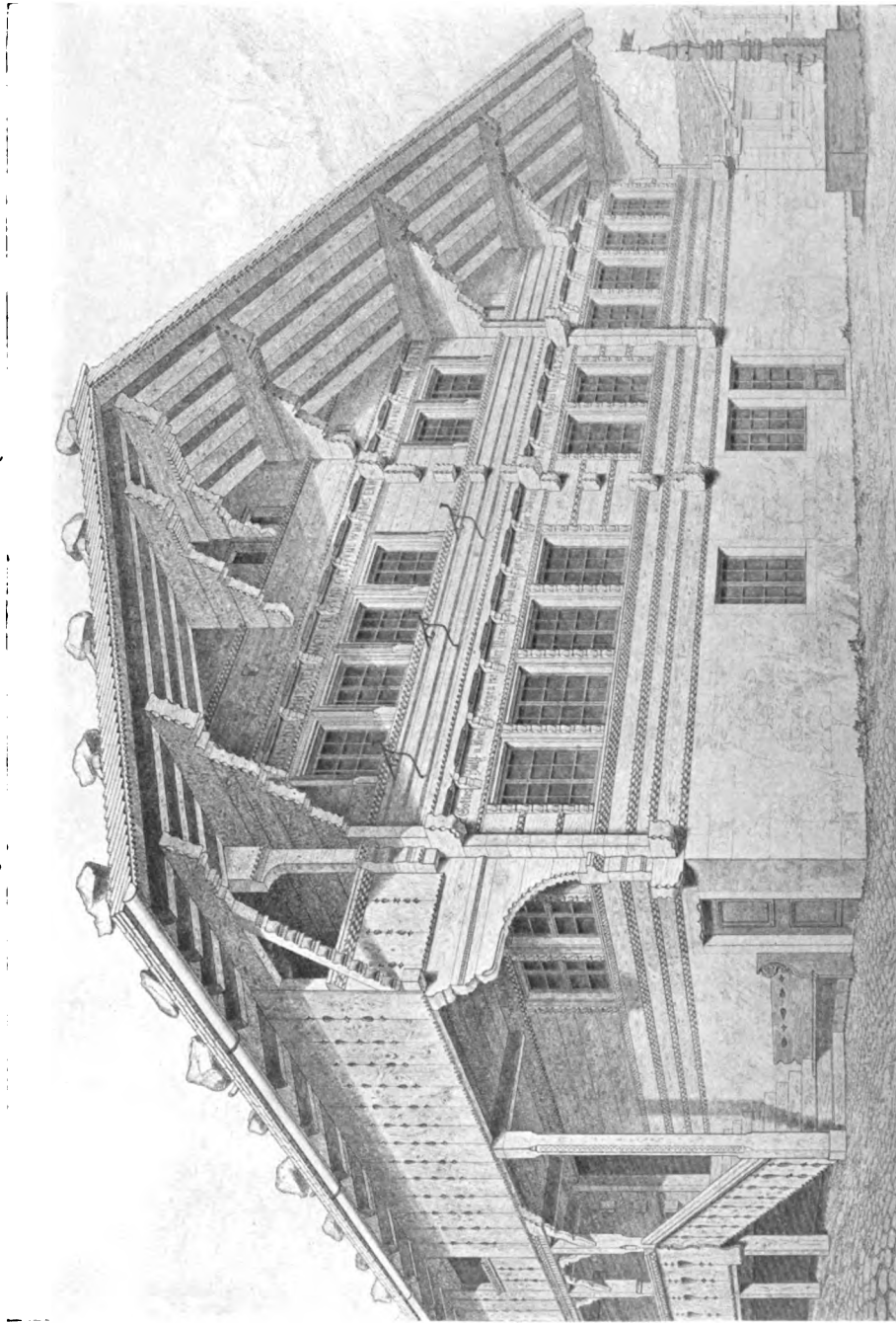
FIG. 30



A BERNESE CHALET




CHALET AT GOLDEN



Gladbach's "Der Schweizer Holastyl."

HOUSE OF CASPAR SCHILD, MEIRINGEN




Gladbach's "Der Schweizer Holzschnitt."

EVANGELICAL PARSONAGE, ROSSINIÈRE

which variations of modillion and dentil courses and scroll motives prevail. Nearly all the windows have bull's-eye glass, and the doors are interestingly marked with apertures artistically designed.

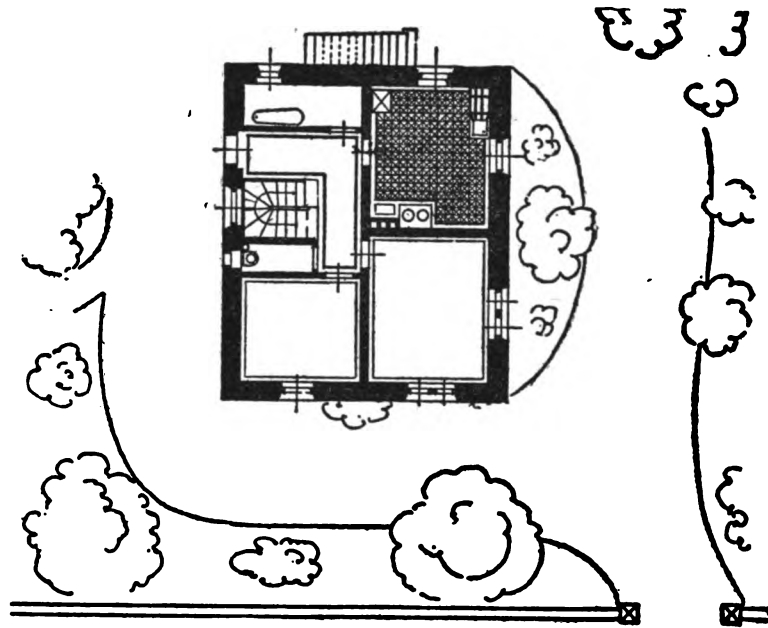
The ornamentation and decoration, then, of the ch[^]alet fa[^]ade, next to the color and texture of the wood (or masonry) itself, is found to be dependent upon horizontal and vertical surfaces projecting or receding, organized, in some cases, into a broad belt of light and shade harmony; in others, as delicate ribbons of lace-work. That is, its ground-work is the moulding, to which is applied the arrangement of "knobs" of equal size, placed in rows, with equal-sized "voids" between; the "knobs" may be anything in shape from the heart, lozenge, or star-shape, to the dentil and modillion, in a multitude of varying forms; the void, too, may be complete, or it may serve as a more or less defined link between adjacent "knobs," or projections. In the two examples of flat ornament in Fig. 30, examples of this alternation of projection and void may be seen in the undulating curve of the scroll and the alternating rosettes and coves in the upper example. The same condition is to be seen in Fig. 29 in the wavy curve at the bottom; just above this curve is a row in which the knobs are moulded dentils of equal size, separated by equal rectangular voids. In the course above this the voids are semicircular. The ornament over the windows in Fig. 28 closely resembles this latter; the strip at the top resembles that in Fig. 30. In the examples of ch[^]alets, which are given, as in the Ch[^]alet Matti and in Figure 29, the ornament



CEILING CORNER CONSTRUCTION

Gladbach's "Der Schweizer Holzstyl."

can plainly be referred to these two classes. The façades on pages 91 to 98, are perhaps the noblest examples of the classic châlet in existence and are rich in all that has made the Swiss châlet of such significance in the world of architecture. They are worth the most careful and painstaking study.



PLAN OF CHALET BERNARDINA NEAR VEVEY

Parquet & Châlet Fabrik.

CHAPTER VII

The Chalet Interior; Planning; Plans and Elevations.

THE proportioning of the chalet interior is borne out by its exterior outline and proportioning. To turn from the study of the exterior to the interior, we realize how true the chalet construction is, for the four walls running from excavation to roof line and capped by a shallow double pitched roof, make the true enclosure. There is no false frame work, hidden construction or lost space. The space included is generally partitioned off by one or more cross-walls locking together one of the pairs of enclosing walls, as in Fig. 31.

The natural (tripartite) vertical division of the interior, like that for all dwelling interiors—that is, the earth portion; its other extreme, the roof; and, thirdly, the space between them—determines the character of the employment to which these portions are to be assigned. When these natural divisions are more definitely marked and determined by floors, the structural interior becomes still more affected, as in Fig. 32. The assignment of stories corresponds closely to that in America; that is, the cellar (*Kellar, cave*) is given the storage, heating and rough work; the first floor (*rez-de-chaussez, Parterre*) is given the business of the daily life, the social business, and the like; the second floor (*première étage, erste Stock*) is devoted to sleeping chambers; and the roof story (*Dach Stock, comble*) is given up to retirement, storage, etc.

The resultant “compartmented” structure must be next provided with a means of connection between the interior and the outer world, at a point near the ground; likewise, similar means of communication between the stories and the entrance. In the Swiss chalet, this system of communication, or circulation, is placed at one of the rear corners, the entrance being generally at the side, though occasionally at the rear—almost never at the front.

The characteristic assignment of the rear half of the main floor is to entrance, hall, stairs (up and down), toilet, and kitchen; the other half is assigned to reception and dining-rooms.

A scientific basis for the study of the various floor plans cannot fail to be of assistance; for that purpose the following diagram, Fig. 33, is presented. A square about 2 inches on a side

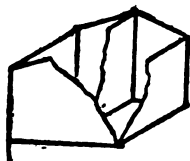


FIG. 31

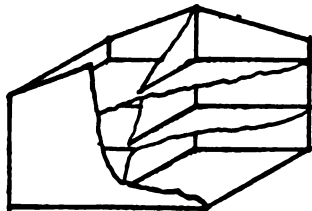


FIG. 32

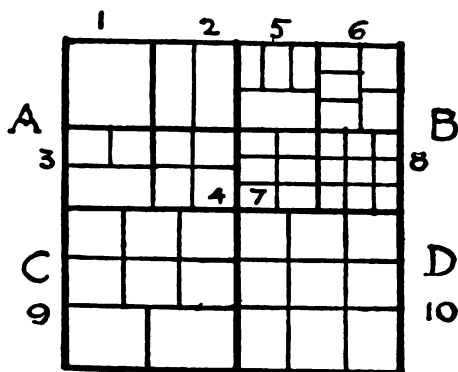


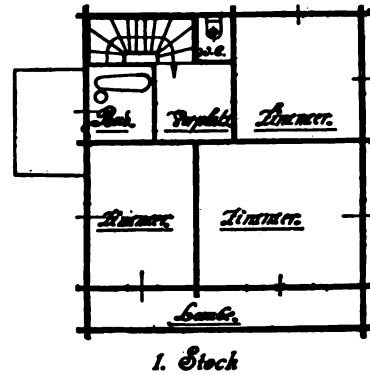
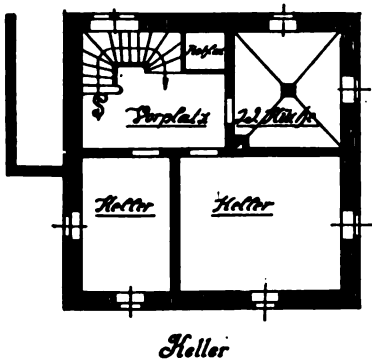
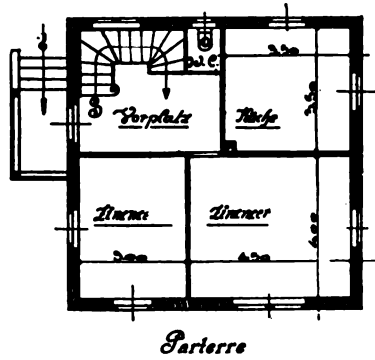

FIG. 33

is divided into four squares, A, B, C, D; A is divided again into four squares, and B likewise; these eight smaller squares and the two larger ones, C and D, are to be considered as miniature floor plans, being divided progressively and logically from 1 to 10. These ten may serve as types to which may be referred any of the chalet plans which are given on the succeeding pages.

An example of 1 may be seen in the plan of the summer house on page 46; this plan, with its porch, is an example of 2. A number of examples, or slight modifications thereof, of 4, 5, 6, 7, may be noted.

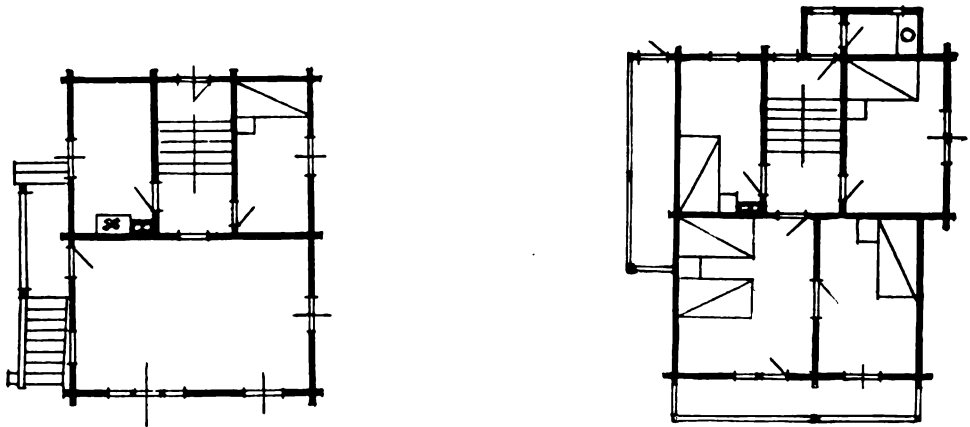
We could hardly do better at this point, to show the results of these investigations of the elemental rules for chalet interior disposition and floor planning, than to present the four floor arrangements of an actual chalet. This is made possible to a most gratifying degree, through the courtesy of Spring Frères of Geneva, Switzerland, whose plans for the chalet of M. Chatelanat, at Lausanne, we are thus able to present, on pages 106 and 107.

The disposition of the plan is a little unusual in that the long side faces the front. It will be seen that the "husk" at the earth story (from cellar bottom to under side of main floor) is of stone 50 centimeters thick, or a trifle less than 20 inches; at the main story it is of stone a foot thick, and at the upper story, and roof story, between $4\frac{1}{2}$ inches and 5 inches. The cross-wall running from left to right, from cellar to roof, is approximately 8 inches



CHALET GIRAUD AT VARESE

Parquet & Châlet Fabrik.

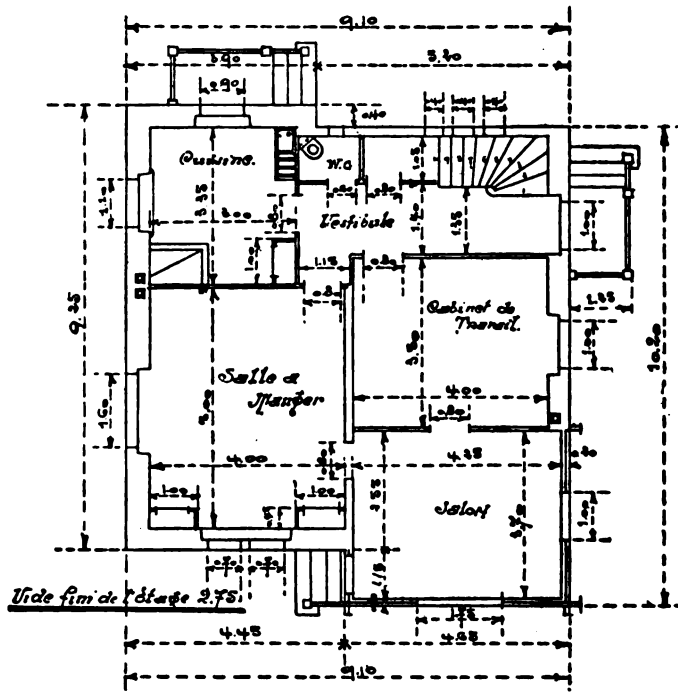


PERSPECTIVE AND PLANS OF A SMALL CHALET

Parquet & Châlet Fabrik.

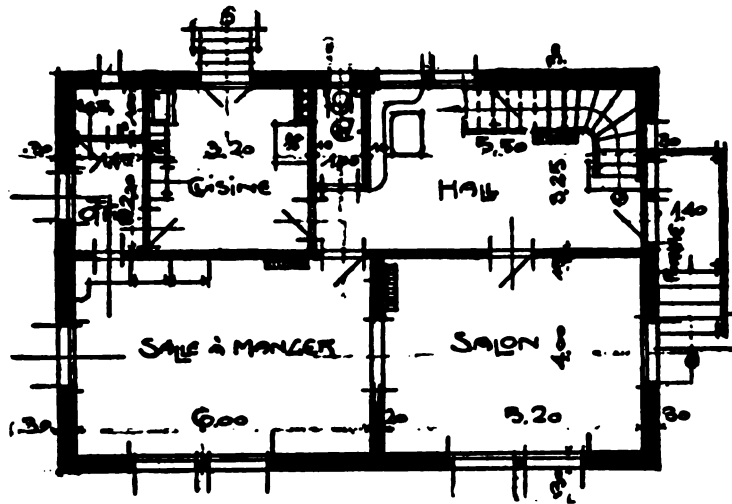


Front Elevation

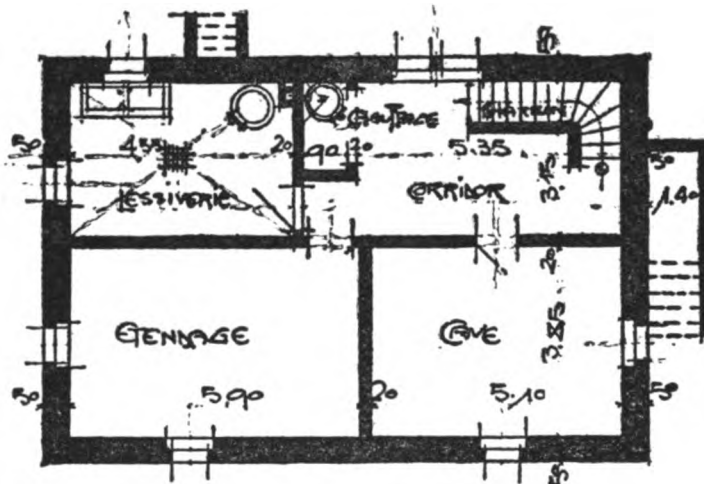


Main Story Plan
CHALET AT GENEVA

Ody & Co.



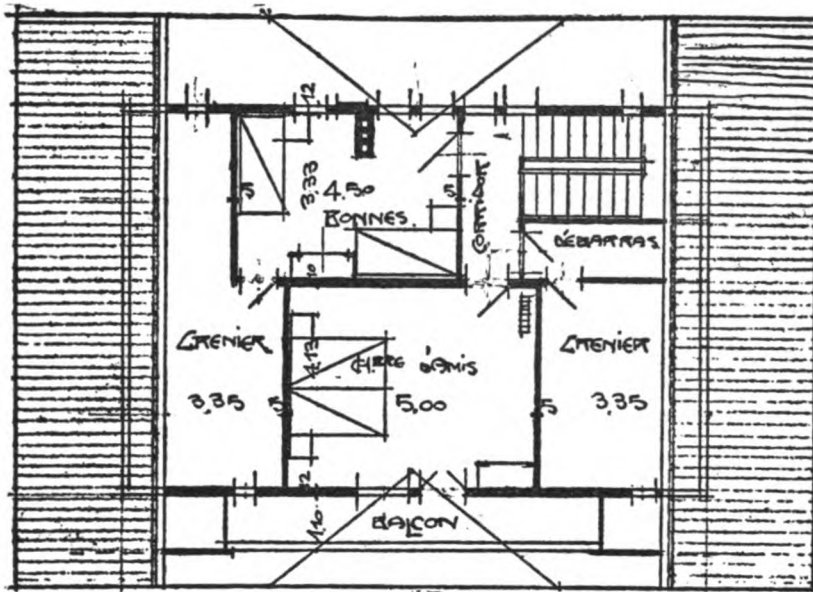
First Story Plan



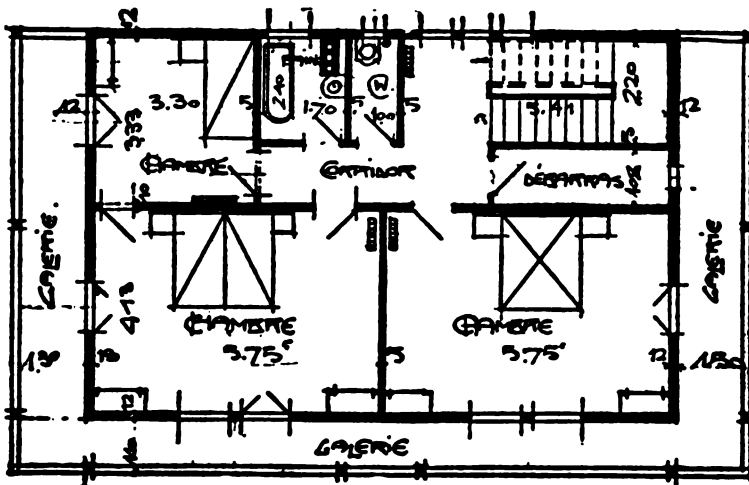
Cellar Plan

PLANS OF CHALET OF M. CHATELANAT AT LAUSANNE

Spring Frères.




Attic Story Plan



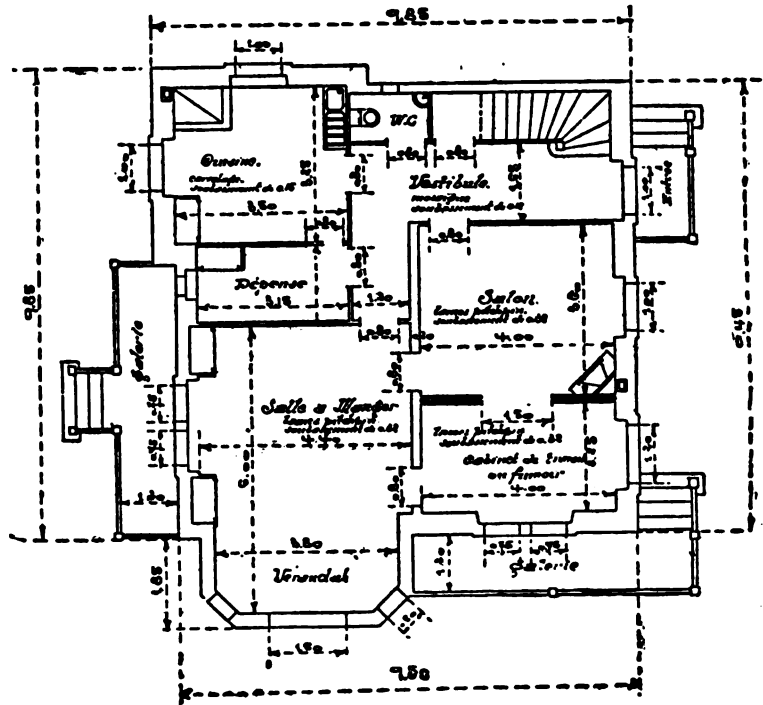
Second Story Plan

PLANS OF CHALET OF M. CHATELANAT AT LAUSANNE

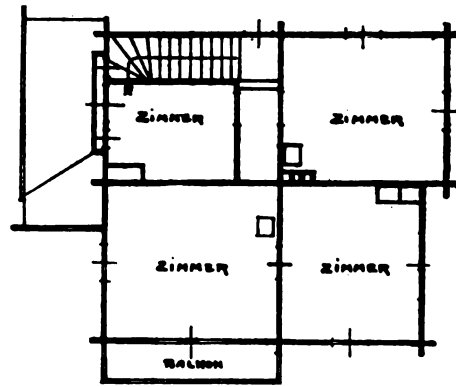
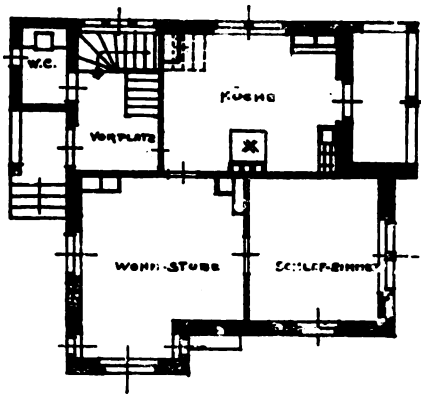
Spring Frères.



Front Elevation

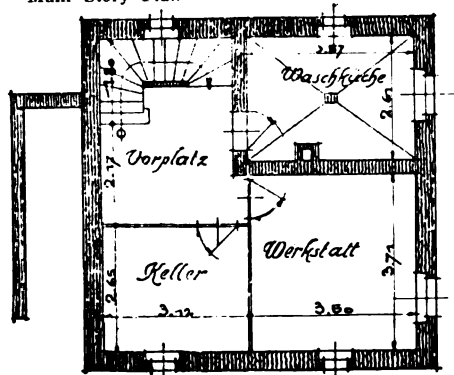
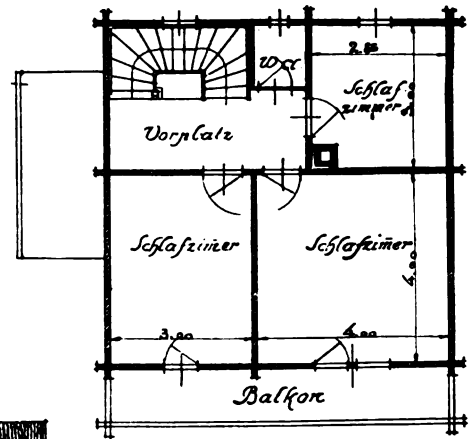
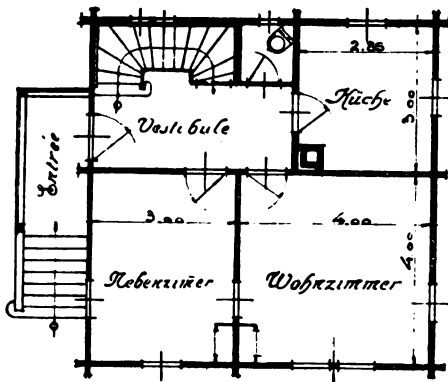



Main Story Plan
CHALET DESIGN



PERSPECTIVE AND PLANS OF A CHALET

Parquet & Châlet Fabrik.



CHALET WEBER IN BULACH
Parquet & Chalet Fabrik.

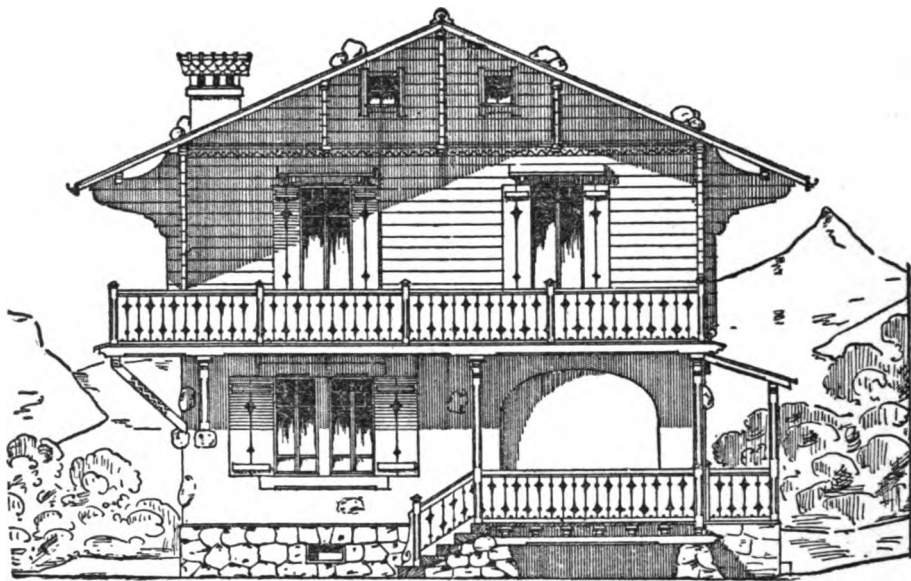
thick at the earth story, 6 inches in the main story, and 4 inches in the remaining stories. The floor plans, as a result of this cross-wall, are brought under classes 3, 4 and 5 of our diagram, Fig. 33, though No. 4 practically covers the case, each floor being divided into four corner spaces, or rooms. The communication between the four floors, or stories, and the entrance way, is provided for in one corner of the plans, the stairs occupying the extreme corner, and the communicating hallways the remaining portion of this section; the main point of entry is at the center of the right-hand wall. A secondary entrance is into the kitchen at the rear.

The division of the front half of the interior is maintained upward through three stories, thus providing for its double treatment, and the double treatment of its façade. At the top, this becomes triple, with a large guest chamber at the center and a narrow storeroom at either side. The main balcony is at the bedroom floor and encircles the building, except at the rear; it comes well within the protecting line of the gable at the front and the eaves at the sides. The balcony is supported on posts and brackets at the right wall, and by brackets at the other two walls. The balcony at the front of the roof story is supported by posts from the story below. The only remaining external structure is that of the entrance porch steps at the right-side wall.

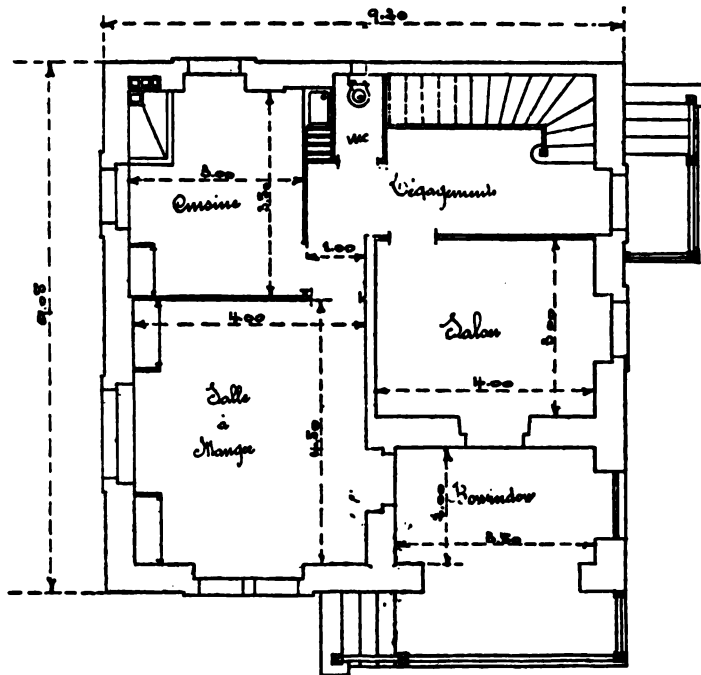
The plumbing and heating systems are located at the middle of the rear wall next to the kitchen and furnace chimney, with circulation to the right and front of them. The near portion of the stairwell in the two upper stories becomes closet and storeroom space.

Unique features of the main floor are the window and wall seat, and table, at the inner corner of the hall; the toilet, and in the extreme left-hand corner, the *débarras*, or closet, and "office." The only objection to this arrangement would seem to be that the kitchen is not allowed sufficient lighting. The bedroom floor offers no unusual features, except, perhaps, the absence of closets, their place being taken by wardrobes; the presence of square cabinets at the head of each bed is characteristic of all continental bedrooms. The communication of the three bedrooms with the balcony is by casement doors, as indicated. In the roof story, the servant's room is shown at the rear.

On pages 103 and 104 are shown some very simple plans. On pages 105, 108 and 109 are plans with a very pleasing disposition of rooms. On page 110 the plan shows an allotment of floor space which is very simple.



Front Elevation



Main Story Plan
CHALET, CANTON GENEVA
112

Ody & Co.

CHAPTER VIII

The Chalet Interior; Interior Decorations; Furniture.

SEEN from the railway, or mountain road, or looked at up some long ravine, or from a village street, the Swiss chalet exterior announces, more or less illuminatingly, its inner adjustment. In the original chalet the four exterior walls, "turned outside in," would represent accurately the four enclosing surfaces.

A chalet of one room best exemplifies this intimate correspondence. Each of its walls is the same row of horizontal courses on its inner face as it is without; each is the same tier of horizontal beams when looked at from the floor as when seen from the outside. Each member of a pair of opposite walls is the exact counterpart of the other, the openings excepted; and the two pairs of enclosing walls, from the interior, are still the strong-grained beams of pine, as on the exterior, still reddish brown in hue, minus the bevelled edges of the outside, and with surfaces brought to the smoothness of cut stone.

When the room space extends to the roof, the effect is essentially the same as in similar arrangements in our own dwellings. An intercepting ceiling is generally constructed of wide tongued-and-grooved planks, alternately heavy and light, with their ends housed into the groove in the inner face of the roof-plate, and form, with their edges moulded, a series of narrow panels. The under edge of the roof plate is frequently moulded as the illustration on page 99 will show. The projecting sill at the bottom is plain, and forms with the plate the basis for a system of vertical wall division.

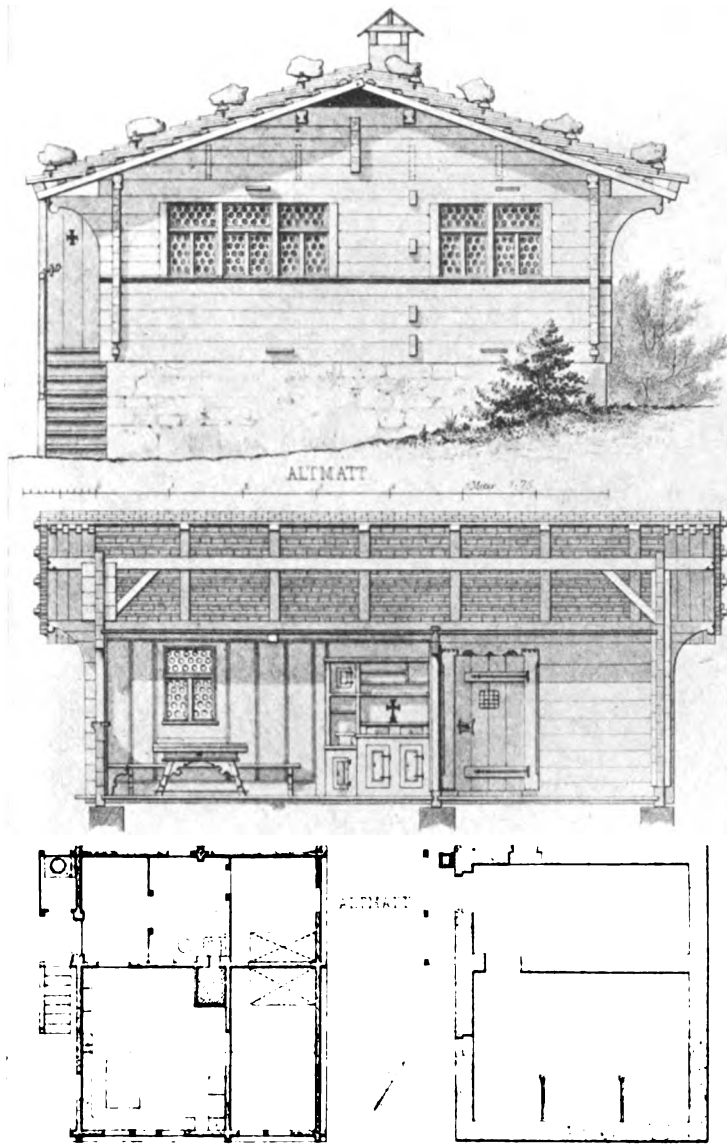
The ceiling planks usually run in the direction of the building's length, with a cross-beam for their support at the middle, which thus divides the ceiling into two large panels. If the supporting cross-beam is in turn supported on a partition from the floor below, its beams correspond exactly in size and location with the walls with which it is parallel.

A later development, decoratively, of the interior, is the extending of the panel motive of the ceiling to the wall-surfaces, sheets of wood panelling being applied, screen-like, to them, leaving an air-space of an inch or two for insulation. When this same motive appears in the face of the floor, it is in the form of parquetry squares, this being a finish for which Switzerland is famous; a few examples from the Sulgerbach *fabrique* at Berne are given on page 119. Plaster, in the modern *châlet*, is in common use on interior walls. In the ceiling, the panelling becomes in the more classic examples deep open-beam work, and reaches its highest development in the richly coffered ceilings of the more regal *salons*.

Altmatt, near the Lake of Lucerne, contains a charming little example of a typical *châlet*, embodying, in simple form, the basic elements of *châlet* interiors. The section on page 115 shows examples both of the interior horizontal beam courses, which occur in the kitchen, and the vertical panels in plaster in the living room. The typical corner dining table is also shown well surrounded by its wall seat. Other features to be noted are the characteristic cupboard, the mullioned window of semi-opaque bull's-eye glass, and the design of the entrance doorway with its small barred opening.


Brienz, that superbly beautiful lake-land of central Switzerland, has still another fine specimen to offer in the *châlet* of Justice Huber, at Meiringen. The sections of this, given on page 116 indicate simple interiors of horizontal beam courses. These views are dominated by the great *wooden* chimney, made of beams placed horizontally; it opens in a wide hood at the bottom, and at the top is covered by a wooden lid, controlled by a chain leading to the kitchen. A detail showing the construction at the base is given in the lower corner; beside it is a floor construction detail. Other noteworthy features are the generous corner wall-seat and dining table, and the overlapping door casings. A few miles south of Lake Lucerne in the "High House" of Wolfenschiessen, sections of which are given on page 117, very interesting examples of wall panelling may be seen: these in the vaulted ceiling in the upper hall become a pattern of shallow coffering. A free use of semi-opaque glazing is seen in the many bull's-eye windows, which indicate a decided leaning toward the picturesque in glass.

Views of interest at this point are given, reproduced from the "*Journal of Swiss Engineers and Architects*." The first on page 148, shows an example of panelling in an old house at Altdorf (1668), followed by an example of interior stairs.



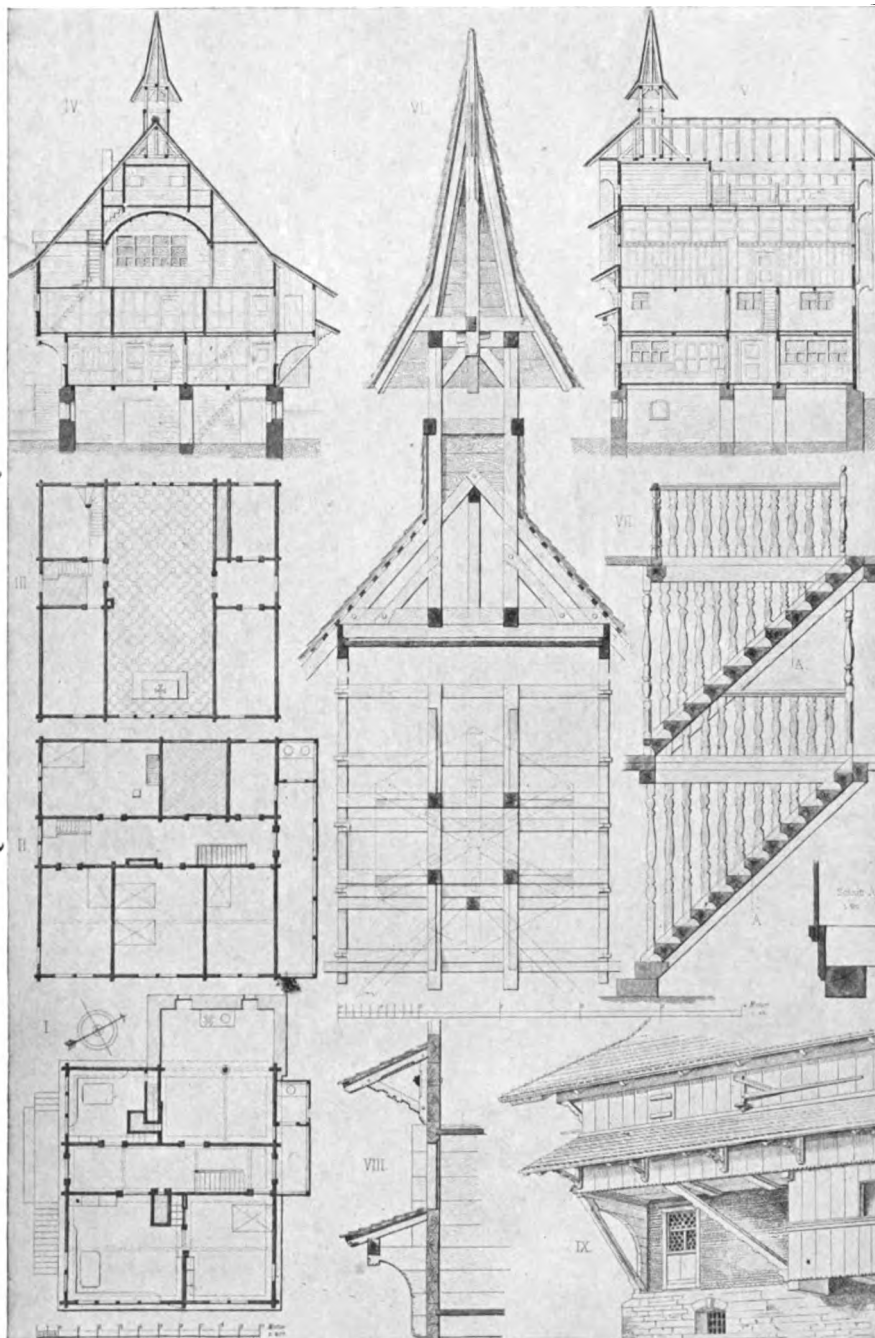
DWELLING HOUSE AT ALTMATT, CANTON SCHWYZ

Gladbach's "Der Schweizer Holzstyl."



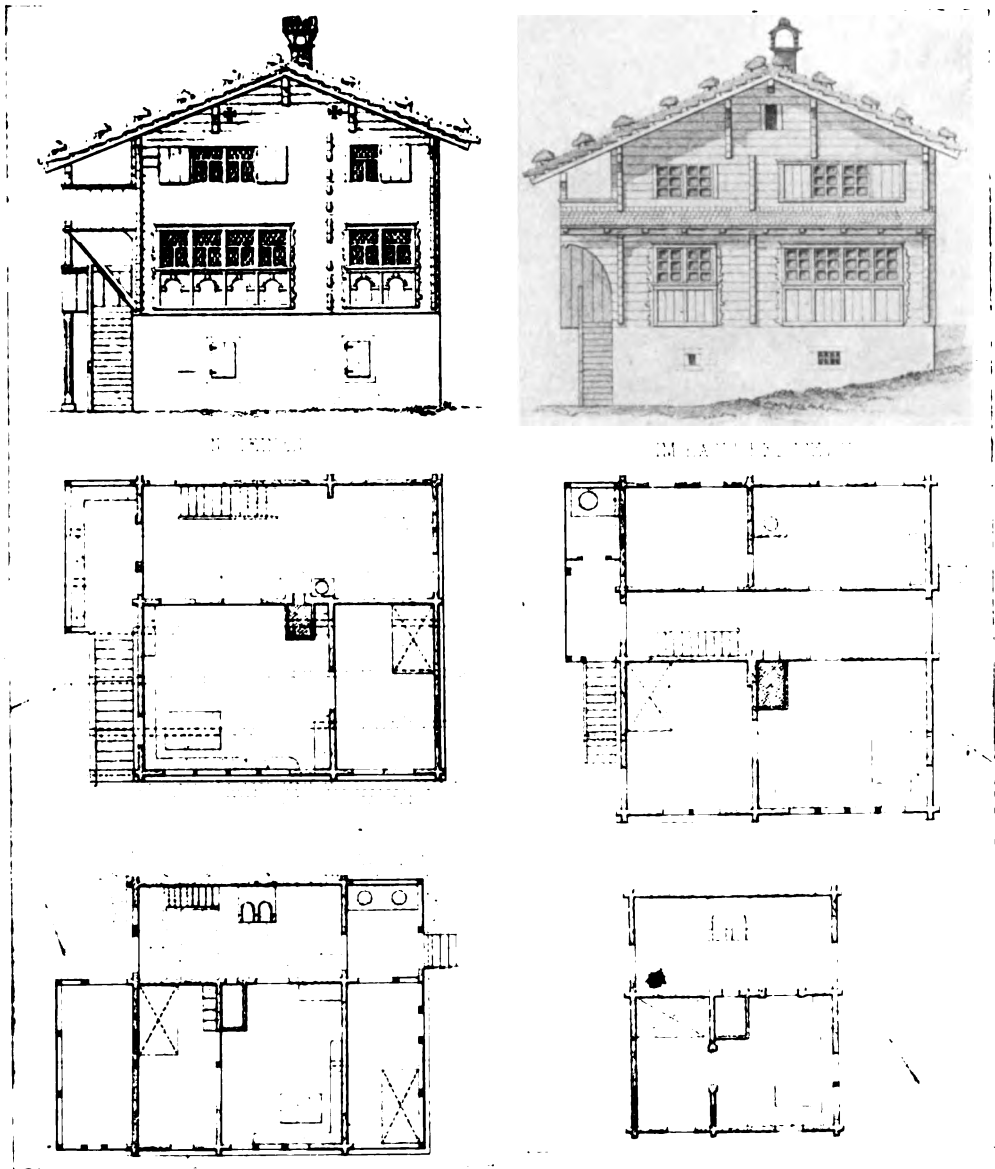
RESIDENCE OF JUSTICE OF THE PEACE HUBER, MEIRINGEN

Gladbach's "Der Schweizer Holzstyl."








"HIGH HOUSE" AT WOLFENSCHIESSEN

Gladbach's "Der Schweizer Holzstyl."



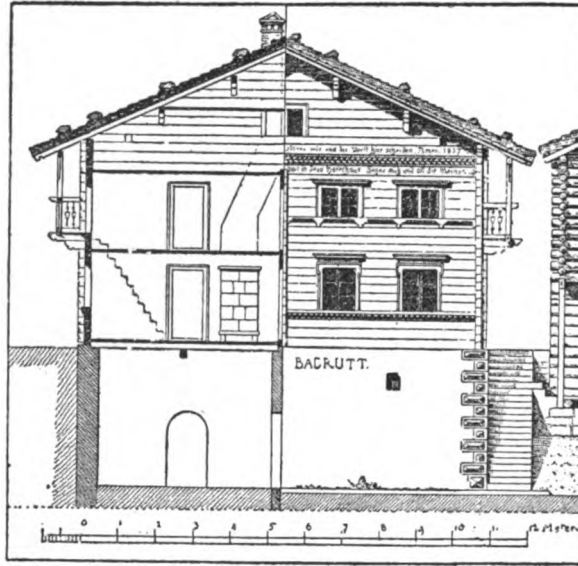
DWELLING HOUSES IN CANTON SCHWYZ

Gladbach's "Der Schweizer Holzstyl."

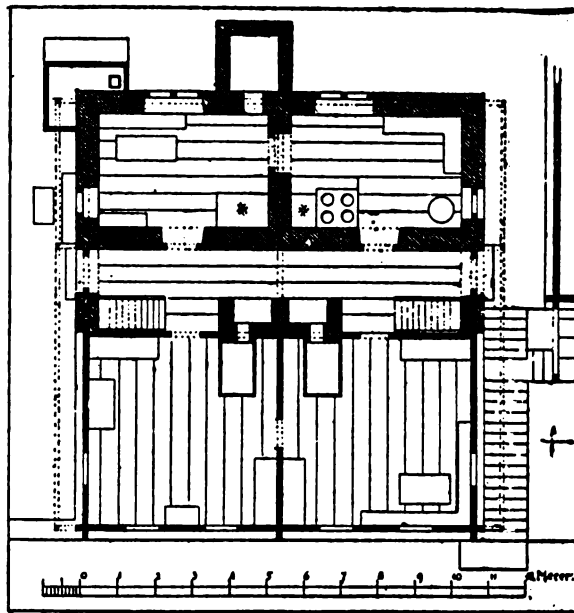


EXAMPLES OF PARQUETRY
119

Sulgerbach Fabrik, Berne.



Combination Section and Front Elevation



Main Story Plan

DWELLING HOUSE AT ST. PETER, GRAUBUNDEN

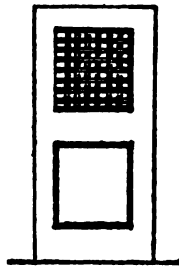
Gladbach's "Characteristische Holzbauten der Schweiz."

A most distinctive feature and fixture of the ch[^]let interior, and one upon which depends, as much as any other, the comfort and hygiene, as well as the architectural effect, is the great tile heater. Like the radiator system (*chauffage centrale*) which is now being extensively used, this monumental feature is always located at the center of the story, adjacent to the kitchen, and connects with the central chimney. A number of designs are shown in the views on page 149.

A sheet of furniture details on page 123 gives in a comprehensive way the typical examples seen in ch[^]let interiors, from the infant's chair and cradle up to the table. Edges, as a rule, are treated floridly; there is much carved work, and turned chair and table legs abound.


In the section of a dwelling house at St. Peter, on page 120 a tile stove is shown. Details of a salon in Canton Schwyz are given on page 124. They include a beautiful example of ornamental woodwork, in the elevation of the buffet or sideboard on the left, examples of floor parquetry at the top, and of ceiling panelling below. On page 125 an exquisite example of carved and inlaid work is given in the buffet at Wattwyl.

A handsome salon interior in Canton Schwyz is to be seen on page 126. Among the features worthy of note are the built-in sideboards, the handsome inlaid door, deeply recessed windows with window seats, leaded window glass, large parquetry squares in the floor, and correspondingly large sunken panels above in the ceiling. These latter we have met in less pretentious dwellings, as beamed ceilings. In the simpler floors, the parquetry occurred greatly diminished in scale, and the walls as simple vertical wooden panels, and tiers of horizontal beams.






FURNITURE OF DIFFERENT CANTONS
Gladbach's "Characteristische Holzbauten der Schweiz."

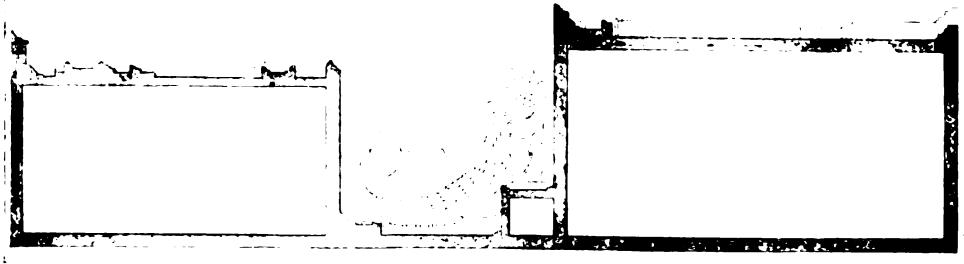



DETAILS OF SALONS IN CANTON SCHWYZ

Glabach's "Characteristische Holzbauten der Schweiz."



DETAIL OF BUFFET IN WATTWYL
Gladbach's "Characteristische Holzbauten der Schweiz."





SALON OF BARON REDING-BIBEREGG, CANTON SCHWYZ
Gladbach's "Characteristische Holztafeln der Schweiz."

CHAPTER IX

Adaptations of the Swiss Chalet in Other Countries; American Adaptations.

THE Swiss Châlet to-day is to be found scattered here and there all over the globe. Its motive is of such elemental significance and character as to make its worth and desirableness recognized in any zone. The fundamental truth and unchanging beauty expressed by the broad protecting brim shading the almost human face of the wall below, are irresistible in their appeal.

The châlet motive is not Swiss; it is not Tyrolean, nor Himalayan. It is universal. And by reason of its inherent beauty it is adaptable to any site and any condition where land is plentiful, and where picturesqueness and harmony with the natural surroundings are the first considerations. The châlet is especially adaptable as a country house. We give an example of a châlet at Semmering in the Austrian Tyrol. (Page 147.)

Coming to our own shores, we find at the foot of Dongan Hills, Staten Island, overlooking the Atlantic, a diminutive châlet built by Werner Boecklin, landscape architect, in remembrance of the home of his ancestors, for an office, which is the headquarters for his small draughting and clerical force.

The office, in size a shed, makes an instant impression, perhaps through its divergence from the ordinary styles of the surrounding buildings, perhaps through the innate value of the architectural elements of the Swiss châlet style. Upon being pressed, Mr. Boecklin admitted that none but agreeable opinions had been uttered, to his knowledge, concerning his miniature châlet.

The "châlette" is wood, inside and out; not painted. A marked Swiss air is given to it by the ruddy brown of its walls made by the application of a coat of pine tar preparation, thus retaining the rugged strength of the grain of its pine siding; for, strange to say, it is by means of thin 7-8 inch novelty siding, 6½ inches wide, that the effect of the tiers of horizontal wall beams

of the Swiss *châlet* is produced. The vertical wall-end extensions are hollow box work, the consoles, however, being made by the moulded ends of 3½-inch beams, as shown in Figs. 34 and 35.

The office is a room 12 feet wide by 19 feet long, 14 feet high at the peak, and 10 feet at the eaves; the horizontal projection of

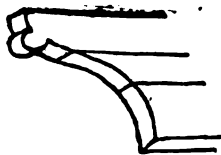


FIG. 34

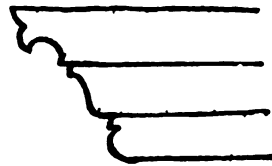


FIG. 35

the roof edges all around is 3 feet 8 inches, eaves and gables. The detail of the horizontal shelf moulding over the triple front window is simply that of a conventional cornice supported on modillions; its soffit is 8 feet 8 inches above grade. The interior walls are finished with vertical strips of cypress separated by vertical mouldings and all stained a delicate gray with an emerald tint added. The furnishings are similarly tinted.

The most notable American adaptations of the *châlet*, however, are to be found on the other extremity of the continent, the Pacific slope, especially Southern California and the shores of San Francisco Bay. A considerable body of architects in both these sections are contributing to the reproducing in this land of rolling hills and sandy shores, of the Alpine "Landhaus"; also numerous writers in the most popular illustrated home and country magazines are helping to disseminate a general interest in the movement and a better knowledge of the style.

The raw material for the *châlet* of the Pacific slope is almost a duplication in color of that of the Alps: in Switzerland the *châlet* is of red-pine; in California it is of red-wood. In both cases the "complexion" is a swarthy, deep-hued and glowing tan color; in both cases it is the natural wood that one sees, colored and accentuated by transparent stain. Whereas in Switzerland the age-old custom of tiers of beams, laid horizontally, persists, in the transplanted *châlet* vertical boards and cleats and shingles, or shakes, as a covering to a wooden skeleton, prevail. The self-restraint of the Swiss balcony expands here into the broad veranda, or interior sleeping porch. Whereas the entrance to a Swiss *châlet*, for an American, is often difficult to discover, that of the Californian is given the place of honor directly at the front.

Through the courtesy of the Milwaukee Building Company of Los Angeles, we are able to present plans and photographs of a Southern Californian adaptation of the Swiss chalet.

If we suppose the "cover" to be removed, and ourselves looking at the shell thus exposed from a position slightly above it, the effect produced would be similar to that of the diagram in Fig. 36. The relative importance of the four divisions of the structure is seen at a glance; the main central limb, 54 feet long by 16 feet 6 inches wide and 30 feet high at the peak; the rear arm 34 feet long by 16 feet deep by 30 feet high; the front ell, 14 feet by 14 feet by 24 feet high; and lastly the rustic pergola 52 feet long by 10 feet wide and 10 feet high.

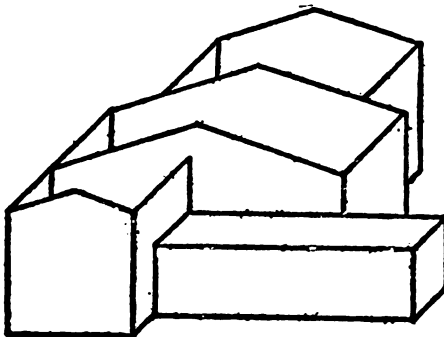


FIG. 36

The division into stories is one at the ground level, and one above this with a flat, unused roof space; under the rear portion is a cellar. The disposition of space is indicated in the first and second floor plans given on page 135.

In the first story, the central limb is divided broadly and generously into the wide middle hall with a large room on each side; it connects with the three other elements; the pergola near its left end; the rear arm near its middle; and the front ell, at the middle. The division of the rear portion is also tri-partite, with the wide circulation space in the center flanked by an equal-sized room on each side.

The maid's room, and the alcove in front of it are interesting and unique features, as is also the interior screen porch. The front ell is given up to an attractive feature, the den, with wide entrances, a triple window, fireplace and beamed ceiling. The pergola is floored with small square flags, and roofed by open beam work supported on rustic red-wood columns; this serves as a delightful arbor for use in clear weather.

In the second story the central limb is divided into five portions with bathroom in the middle, flanked on each side by a bedroom and, at the end, an interior, open-air balcony. The rear portion is more complex, consisting of a long stair-hall with a bedroom at either end and a bath at the middle. At the front the

den of the first story has become a sun room, with walls practically of glass.

On page 133 are shown views of a California *châlet* which has a distinct tendency towards the Japanese. In the exterior the open spaces above and below are unique; much of the character, too, depends upon the horizontal railing of the upper porches, and the general openness and freedom of the beam and frame-work. The interior gives an effect of high polishing, on the shallow open-beam work of the ceiling as well as the panel mouldings and stairs. The treatment of the glass in doors and windows with Japanese designs is most happy and characteristic.

Across the bay from "Frisco" in the university town of Berkeley, the *châlet* seed has been planted, and there have sprung up under the fostering care of Maybeck and White a number of Californian variations of the Alpine original.

A typical example is the home of the Rev. S. D. Hutsunpiller, situated on a charming slope and closely girded by a host of shrubs, vines and flowers. The exterior wall surfaces are covered with the shakes and strips of the native red wood, all laid on vertically, the former in the first story, the latter from there on to the roof.

The façade, shown in the view, presents a charming study in the Swiss *châlet* mode, the upper window group with its associated balcony, symmetrically placed, forming its center of interest. As this middle motive dominates, in a small way, the attractive entrance balcony and doorway group, together with the triple window feature beyond, so, in more vigorous fashion the heavy-shading gable at the top dominates the whole. Details at the entrance corner are shown on page 137.

The house of Albert Schneider, while not so convincingly Swiss in contour, adapts effectively the Swiss system of open-air structure, including bracketed balconies under long raking gables.

A corner of the home of Mrs. G. L. Sanderson is unique, as being an example of a single story shaded by a strong, heavily-bracketed roof-projection. The two window groups are characteristic, but the general attractiveness is slightly marred by the unæsthetic line of pipe running on a slant from the corner of the bay and across the space under the other group. A number of examples of Swiss *châlet* adaptations are to be seen in the distance. An enticing corner interior, consisting of a well-polished floor, a simply panelled wall, with delightfully Swiss seats and table in the above home, are the subject of the next illustration. Another interior of this home favors the Japanese.



AN AMERICAN MODEL AT DONGAN HILLS, STATEN ISLAND, NEW YORK

Werner Bocklin, Landscape Architect.



A Distant View



View from the Left Front
A CHALET IN SOUTHERN CALIFORNIA
Milwaukee Building Co., Architectural Designers.



A CHALET IN THE JAPANESE STYLE *Greene & Greene, Architects.*

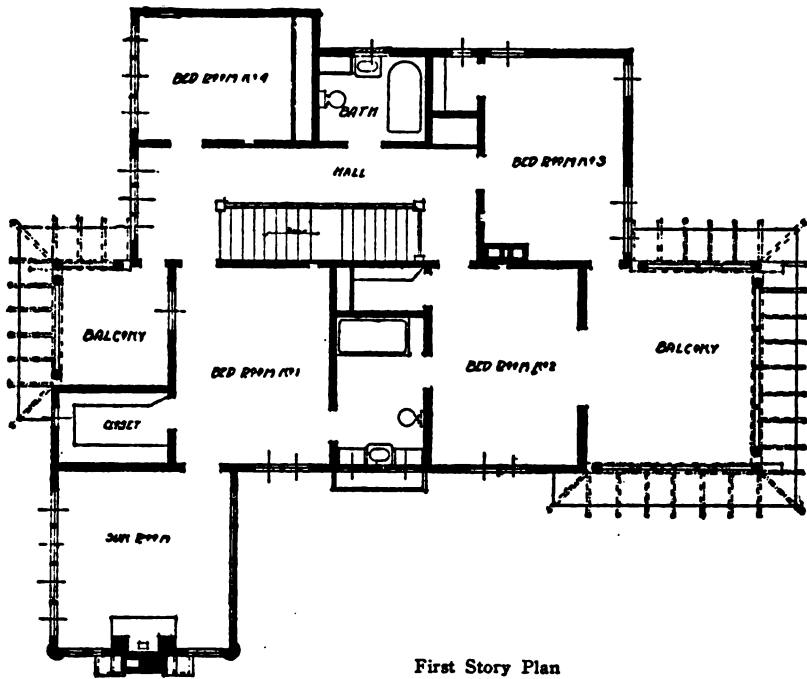


HOME OF ALBERT SCHNEIDER

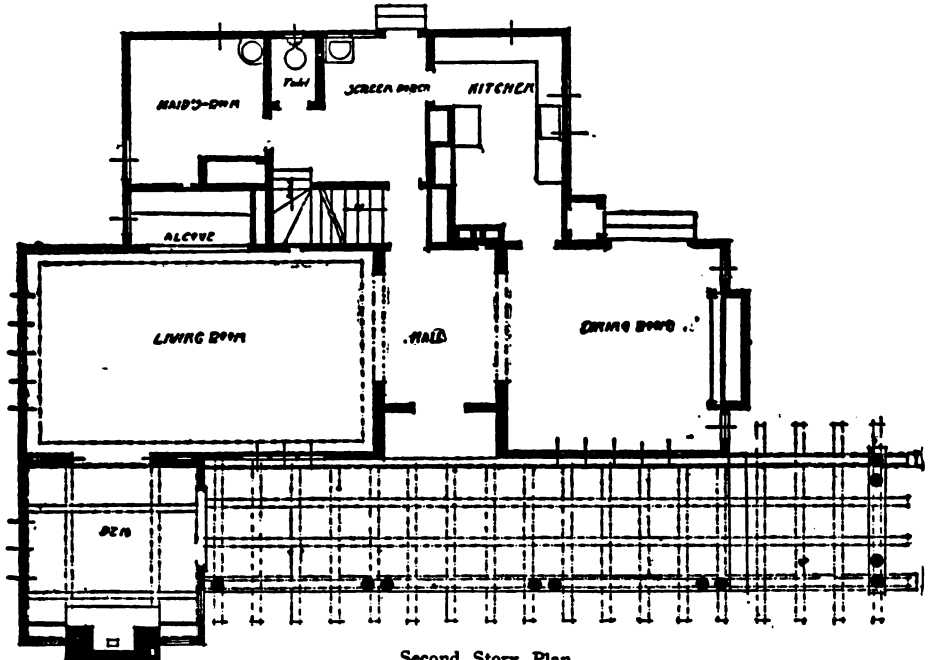


CHALET HOME OF REV. S. D. HUTSUNPILLER, OVERLOOKING SAN FRANCISCO BAY

Two Designs by Maybeck & W'hitte, Architects.



First Story Plan




Second Story Plan

A CHALET IN SOUTHERN CALIFORNIA
 Milwaukee Building Co., Architectural Designers.

The home of Mr. William H. Rees of Berkeley given on page 139 is an example in life size of a Swiss trinket. The inspiration for this was a Swiss toy which Mr. Rees desired to have expanded into a home for himself. The details as worked out by the architects are necessarily crude and naïve.

The house of Mrs. E. L. Jocker exhibits, perhaps, a minimum of Swiss detail; the California characteristic of an inside upper porch is to be seen at the upper corner. The color scheme of the exterior is made up of red eaves, bright blue rafters, red sash in the second story windows, green shutters, blue window trim; at the first story the window sash are gray to match the cement wall finish.





HOME OF REV. S. D. HUTSUNPILLER



HOME OF MRS. G. L. SANDERSON

Maybeck & White, Architects.




TWO INTERIORS IN HOME OF MRS. G. L. SANDERSON


Maybeck & White, Architects.



HOME OF WILLIAM H. REES




HOME OF MRS. E. L. JOCKER *Maybeck & White, Architects.*




A STREET IN ST. GOTTHARD

Gladbach's "Der Schweizer Holzstyl."



INN AT MARTHALEN, CANTON ZURICH

Gladbach's "Characteristische Holzbauten der Schweiz."



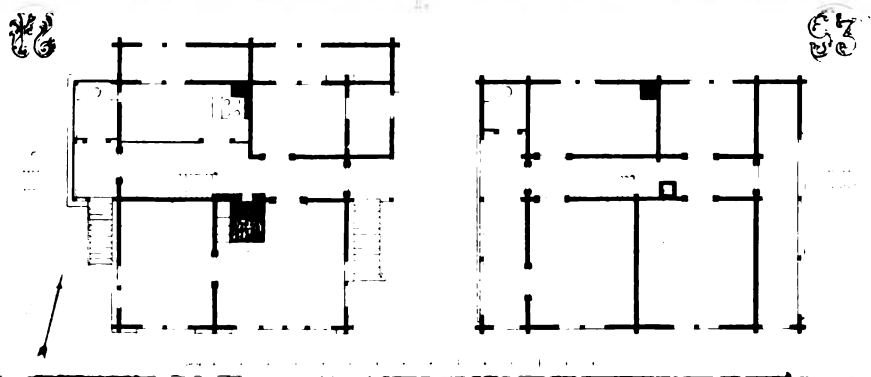
HOUSE OF SIMON NAGELI AND "ZUM STOPFLI" IN RUTI

Gladbach's "Characteristische Holzbauten der Schweiz."



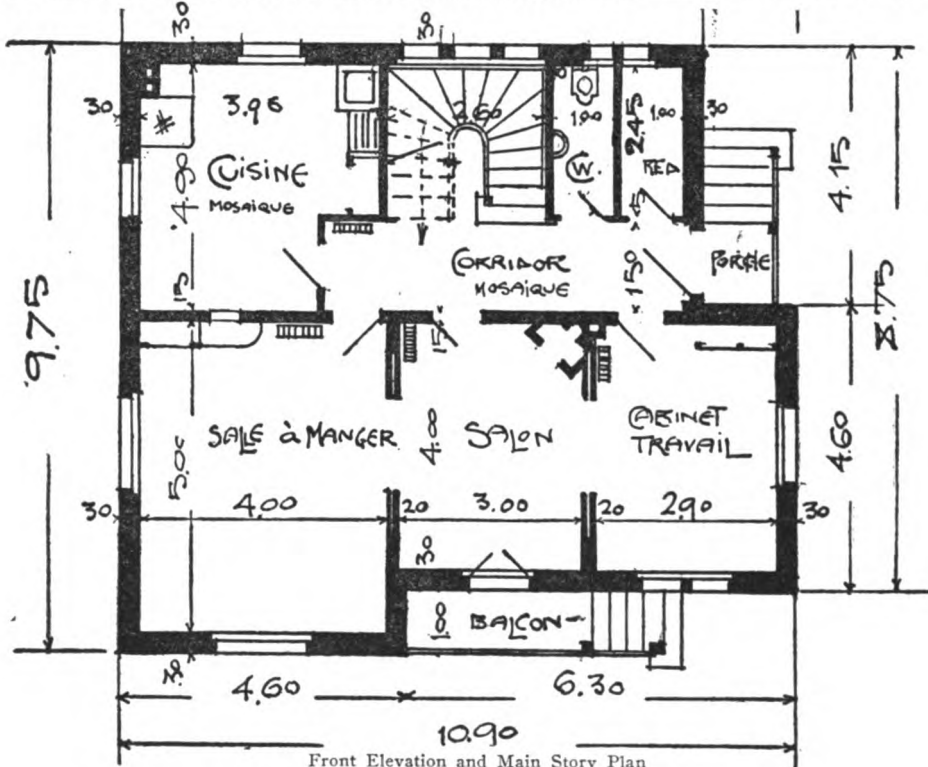
DWELLING AT STEINEN

Gludbach's "Der Schweizer Holzstyl."



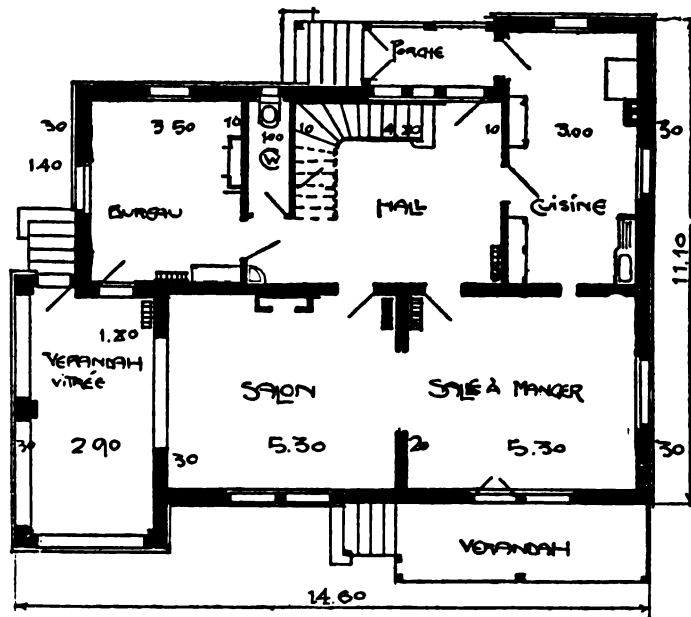

PARSONAGE AT STEINEN

Gladbach's "Der Schweizer Holzstyl."



Front Elevation and Main Story Plan
CHALET FELICE, ANANCY

Spring Frères.




Front Elevation and Main Story Plan
CHALET OF M. LOUIS PATRIE, GENEVA

Spring Frères.



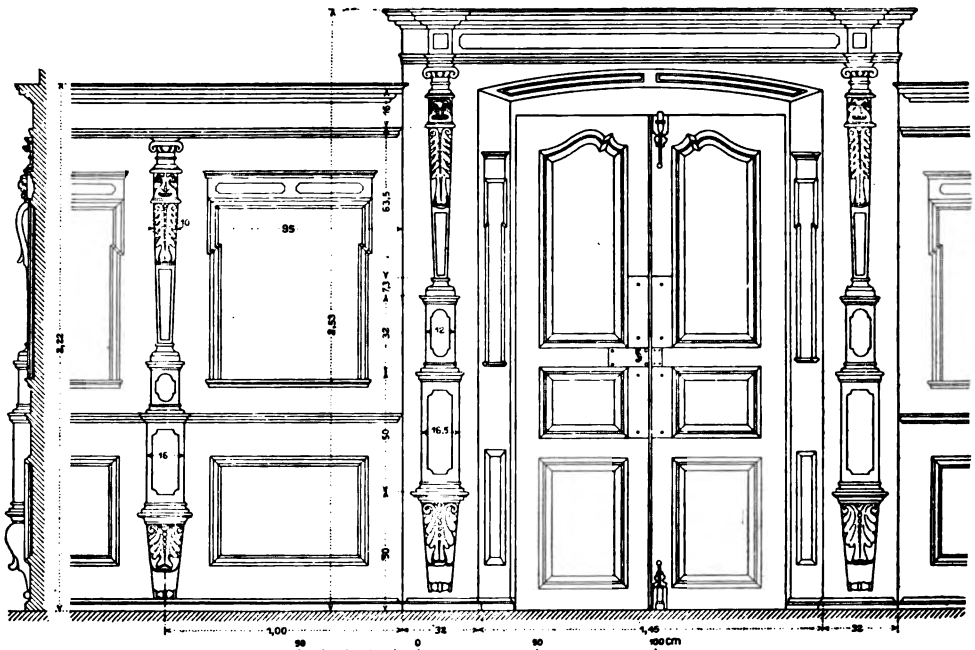
VILLA AT SEMMERING, AUSTRIA

Architektonische Details aus Wien.



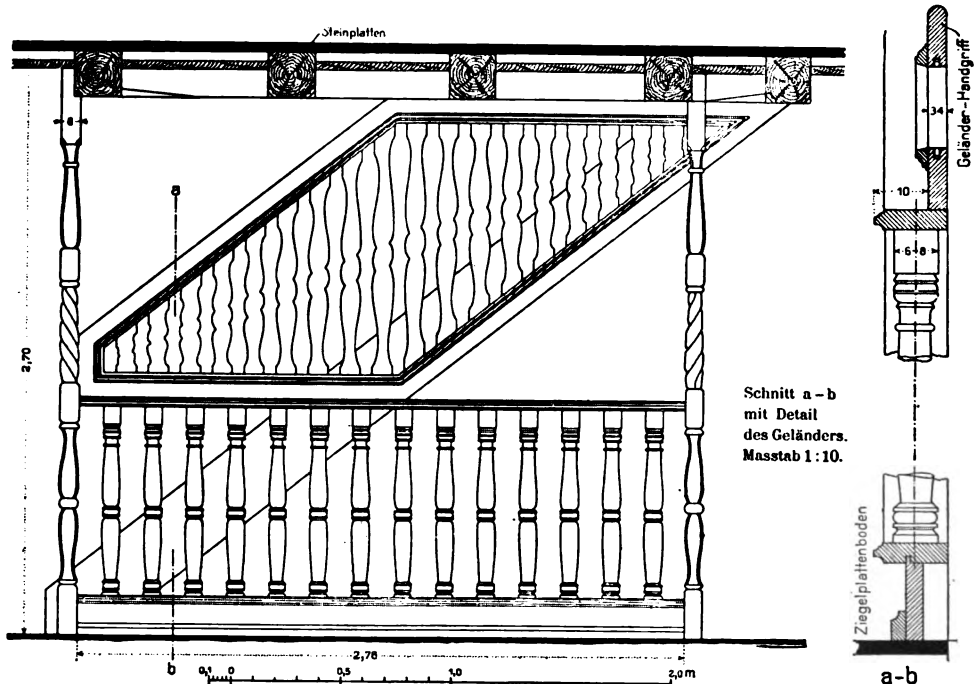
CHALET AT OBERREITIH, AUSTRIA

J. Eigl's "Das Salzburger Gebirgshaus."



PANELLING IN AN OLD HOUSE IN ALTDORF



Bürgerhaus in der Schweiz.



Schnitt a - b
mit Detail
des Geländers.
Masstab 1:10.

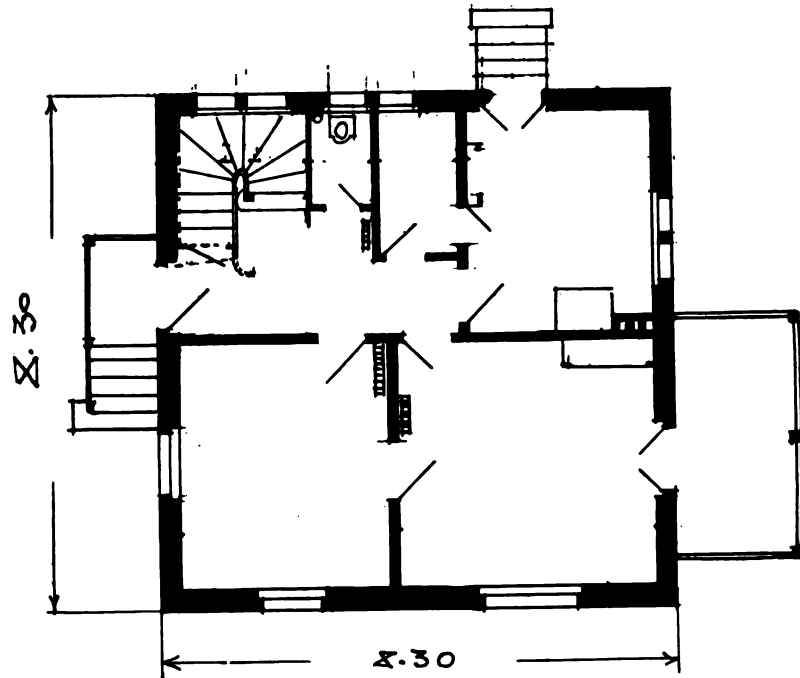
STAIRS IN AN OLD HOUSE IN ALTDORF

Bürgerhaus in der Schweiz.



EXAMPLES OF STOVES FROM HOUSES IN ALTDORF

Burgerhaus in der Schweiz.



Front Elevation and Main Story Plan
CHALET MONT-BLANC

Spring Frères.

BIBLIOGRAPHY

1. EIGL, J., K. K. Regierungs—Ober-Ingenieur in Salzburg,
"Das Salzburger Gebirgshaus," Wien, Ad. Lehmann, 1894.
2. GLADBACH, E., Professor der Architektur am Polytechnikum in Zürich;
"Characteristische Holzbauten der Schweiz," Berlin, Ch. Claesen & Cie
("Characteristic Swiss Style Buildings." New York, Hessling & Spielmeyer).
3. GLADBACH, ERNST, Professor am Polytechnikum in Zürich;
"Der Schweizer Holzstyl . . . mit Holzbauten Deutschlands."
Zürich, Verlag von Cæsar Schmidt, 1882.
4. GRAFFENRIED AND STURLER,
"Architecture Suisse; ou Choix des Maisons-rustiques des Alpes du Canton
de Berne." Berne: J. J. Burgdorfer, Libraire, 1844.
5. HERAUSGEGEBEN VOM SCHWEIZERISCHEN, Ingenieur-und Architektenverein.
"Das Bürgerhaus in der Schweiz," Verlag von Helbing & Lichtenbahn
Basel, 1910.
6. VARIN, PIERRE AMÉDÉE and
VARIN, EUGÈNE NAPOLÉON,
"L'Architecture Pittoresque en Suisse." Paris: A. Morel et Cie, Editeurs,
1873.
7. VIOLLET-LE-DUC, EUGENE EMMANUEL,
"Histoire de l'habitation humaine, depuis les temps préhistoriques jusqu'à
nos jours." Paris: J. Hetzel et Cie, 1875.

